

# Sustainable Materials Management Plan

**EIERA**

Missouri Sustainable Materials Management Plan

Project No. 171503

Revision 0

January 5, 2026



Environmental Improvement  
& Energy Resources Authority



# Contents

---

Executive Summary .....	i
1.0 Introduction.....	1-1
1.1 Overview .....	1-1
1.2 Purpose.....	1-1
1.3 Solid Waste Stakeholders.....	1-1
1.4 Stakeholder Engagement .....	1-2
1.4.1 District Interviews .....	1-2
1.4.2 Organic Processor Interviews.....	1-2
1.4.3 Recycling Processing Facility Interviews .....	1-3
1.4.4 Conference Presentations .....	1-3
1.4.5 Stakeholder Workshops.....	1-3
1.5 Goals .....	1-3
1.6 Key Terms.....	1-4
1.6.1 Materials.....	1-4
1.6.2 Sectors .....	1-5
1.7 How to Read this Plan .....	1-5
2.0 Solid Waste Policies, Regulations, and Trends.....	2-1
2.1 Review of Relevant Planning Studies .....	2-1
2.2 Regulatory and Policy Review .....	2-3
2.2.1 Role of the Federal Government in Regulating Solid Waste.....	2-3
2.2.2 Role of the State Government in Regulating Solid Waste.....	2-4
2.3 Industry Trends .....	2-6
2.3.1 Sustainable Materials Management.....	2-6
2.3.2 Waste Management Hierarchy .....	2-6
2.3.3 Circular Economy.....	2-7
2.3.4 Zero Waste.....	2-7
2.3.5 Food Waste Reduction.....	2-8
2.3.6 Landfill Tipping Fees .....	2-8
2.3.7 Use of Transfer Stations .....	2-8
2.3.8 Curbside Recycling Collection .....	2-9
2.3.9 Access to Curbside .....	2-9
2.3.10 Pay As You Throw .....	2-9
2.3.11 Separate Bulky Item Collection .....	2-9
2.3.12 Waste to Energy Technologies.....	2-9
2.3.13 Recycling Processing Fees and Market Value .....	2-10
2.3.14 Recycling Measurement .....	2-10



2.3.15	Extended Producer Responsibility .....	2-11
2.3.16	PFAS in the Solid Waste Industry .....	2-11
2.3.17	Biochar .....	2-12
3.0	Planning Area Characteristics.....	3-1
3.1	Population Demographics and Economic Characteristics .....	3-1
3.2	Waste Generation and Diversion.....	3-1
3.2.1	Total Waste Disposed per Year.....	3-1
3.2.2	Daily Per Capita Disposal Rates .....	3-2
3.2.3	Waste Generation Projections.....	3-3
3.3	Waste Characterization.....	3-4
3.3.1	Waste Composition Study Overview .....	3-4
3.3.2	Residential and CI MSW Characterization .....	3-5
3.3.3	Non-MSW Characterization .....	3-6
3.3.4	Waste Demographic Areas.....	3-7
3.3.5	Waste Composition Study Findings .....	3-7
3.3.6	Waste Composition Evaluation .....	3-8
4.0	Solid Waste Management Districts .....	4-1
4.1	District Funding .....	4-1
4.2	District Evaluation.....	4-1
4.2.1	District Designations and Definitions.....	4-1
4.2.2	District Facilities and Services Overview .....	4-4
5.0	Trash Collection and Disposal .....	5-1
5.1	Transfer and Disposal Infrastructure .....	5-1
5.2	Waste Sheds .....	5-2
5.3	Trash Collection System Analysis .....	5-2
5.4	Landfill Capacity Analysis.....	5-3
5.4.1	Landfill Capacity Data .....	5-3
5.4.2	Methodology and Assumptions .....	5-4
5.4.3	Landfill Capacity Closure Analysis.....	5-5
5.4.4	Landfill Capacity Evaluation.....	5-7
6.0	Recycling Collection and Diversion .....	6-1
6.1	Recycling Drop Off and Processing Infrastructure .....	6-1
6.2	Recycling System Analysis.....	6-2
7.0	Yard Waste and Food Waste Collection and Diversion .....	7-1
7.1	Organics Infrastructure .....	7-1
7.2	Organics System Analysis – Yard Waste .....	7-2
7.3	Organics System Analysis – Food Waste.....	7-3

8.0	HHW Collection and Diversion.....	8-1
8.1	HHW Infrastructure.....	8-1
8.2	HHW System Analysis .....	8-2
9.0	Scrap Tire Collection and Diversion.....	9-1
9.1	Scrap Tire Processing Infrastructure .....	9-1
9.2	Scrap Tire System Analysis .....	9-1
10.0	Education and Outreach .....	10-1
10.1	Education and Outreach Infrastructure .....	10-1
10.2	Education and Outreach Analysis .....	10-1
11.0	Goals, Objectives, and Strategies .....	11-1
11.1	Waste Reduction and Infrastructure.....	11-1
11.2	Education and Outreach/Technical Guidance .....	11-5
11.3	Compliance.....	11-9
11.4	Incentives.....	11-11
11.5	Policies 11-13	

---

Appendix A – Demographics and Economic Characteristics

Appendix B – District Summaries

Appendix C – Facility Details

## Figures

---

Figure 2-1:	Missouri Solid Waste Management Districts Map .....	2-5
Figure 2-2:	Waste Management Hierarchy .....	2-7
Figure 2-3:	Circular Economy .....	2-7
Figure 2-4:	Single-Stream Recycling Material Value .....	2-10
Figure 3-1:	Total Waste Disposed per Year (Tons) .....	3-2
Figure 3-2:	Daily per Capita Disposal Rates (Pounds).....	3-3
Figure 3-3:	State of Missouri Waste Generation Projections (Tons) .....	3-4
Figure 3-4:	Disposal by Material Type, 2017.....	3-5
Figure 3-5:	MSW Waste Characterization .....	3-5
Figure 3-6:	Residential and CI MSW Characterization, Material Type Tonnage .....	3-6
Figure 3-7:	Non-MSW Waste Characterization .....	3-6
Figure 3-8:	Comparison of Aggregate MSW by Demographic Region .....	3-7
Figure 3-9:	State of Missouri Waste Flow Diagram .....	3-1
Figure 4-1:	Solid Waste Management District Designations.....	4-2
Figure 5-1:	Sanitary Landfill, Demolition Landfill, and Transfer Station Locations .....	5-1



Figure 5-2:	Missouri Waste Sheds.....	5-2
Figure 5-3:	Remaining Capacity as of 2023.....	5-6
Figure 5-4:	Order of Landfill Closures .....	5-8
Figure 6-1:	State MRF and Recycling Drop Off Locations .....	6-2
Figure 7-1:	State Organics Drop Off and Processing Infrastructure .....	7-2
Figure 8-1:	HHW Collection Infrastructure .....	8-1

## Tables

---

Table 1-1:	SMMP Goals .....	1-4
Table 4-1:	Solid Waste Management District Designation Definitions .....	4-2
Table 4-2:	Service Availability Designation Definitions .....	4-3
Table 4-3:	Facility Definitions .....	4-3
Table 4-4:	Events and Services Definitions .....	4-4
Table 4-5:	Summary of District Facility and Service Infrastructure .....	4-5
Table 5-1:	Trash System Evaluation .....	5-2
Table 5-2:	Trash System Challenges .....	5-3
Table 5-3:	State's Landfills' Fill Rate and Remaining Capacity as of 2023 .....	5-4
Table 5-4:	Landfill Final Closure Years .....	5-7
Table 6-1:	Recycling System Evaluation .....	6-2
Table 6-2:	Recycling System Challenges .....	6-3
Table 7-1:	Yard Waste System Evaluation.....	7-2
Table 7-2:	Food Waste System Evaluation.....	7-3
Table 7-3:	Organics System Challenges .....	7-4
Table 8-1:	HHW System Evaluation.....	8-2
Table 8-2:	HHW System Challenges.....	8-2
Table 9-1:	Tire System Evaluation .....	9-1
Table 9-2:	Tire System Challenges .....	9-2
Table 10-1:	Education and Outreach System Analysis .....	10-1
Table 10-2:	Education and Outreach System Challenges.....	10-2
Table 11-1:	Strategy Ranking Criteria.....	11-1



## List of Abbreviations

---

Abbreviation	Term/Phrase/Name
C&D	Construction & Demolition
CAA	Clean Air Act of 1976
CERCLA	Comprehensive Environmental Response, Compensation and Liability Act
CI	Commercial and Institutional
COAM	Composting and Organics Association of Missouri
CSR	Missouri Code of State Regulations
CURC	College and University Recycling Chapter
Districts	Solid Waste Management Districts
DESE	Missouri Department of Elementary and Secondary Education
EIERA	Environmental Improvement & Energy Resources Authority
EPR	Extended Producer Responsibility
EREF	Environmental Research & Education Fund
E-waste	Electronic waste
FY	Fiscal Year
HHW	Household Hazardous Waste
IRA	Inflation Reduction Act
MoDNR	Missouri Department of Natural Resources
MIRC	Missouri Interagency Recycling Committee
MMDP	Missouri Market Development Program
MEEA	Missouri Environmental Education Association
MOPSC	Missouri Product Stewardship Council
MRF	Material Recovery Facility
MSW	Municipal Solid Waste
OSWER	Office for Solid Waste and Emergency Response
PAYT	Pay As You Throw
PCC	Post-Closure Care
PFAS	Per- and Polyfluoroalkyl Substances
PPP	Paper and Packaging Products
RCRA	Resource Conservation Recovery Act
RFP	Request for Proposal



<b>Abbreviation</b>	<b>Term/Phrase/Name</b>
RSMo.	Revised Statutes of Missouri
SARA	Superfund Amendments and Reauthorization Act
SMM	Sustainable Materials Management
SMMP	Sustainable Materials Management Plan
SOMMP	Sustainable Organic Materials Management Plan
SRMDP	Sustainable Recycling Market Development Plan
SWAB	Solid Waste Advisory Board
SWDA	Solid Waste Disposal Act
SWIFR	Solid Waste Infrastructure for Recycling
SWMP	Solid Waste Management Plan
U.S. EPA	United States Environmental Protection Agency
WARM	Waste Reduction Model
WMP	Waste Management Program



## Executive Summary

---

The Sustainable Materials Management Plan (SMMP), commissioned by the Missouri Environmental Improvement and Energy Resources Authority (EIERA), provides a comprehensive overview of the current solid waste system in the state, including a review of collection, processing and disposal infrastructure, regulations related to solid waste, and documents stakeholder feedback to identify barriers and opportunities for improvement. The SMMP has five strategic goals as follows.

- Reduce the amount of waste in landfills through diversion by 5 percent.
- Expand and focus education and outreach to provide consistent direction throughout the state.
- Continue providing consistent enforcement of solid waste laws and regulations.
- Provide targeted distribution of financial aid and leverage funding mechanisms.
- Develop and strengthen solid waste policies and regulations to promote diversion and higher use of recovered materials.

This SMMP, while developed by the EIERA, is intended to inform stakeholders and decision makers charged with managing solid waste in Missouri. Solid waste stakeholders and decision makers include the Missouri Department of Natural Resources (MoDNR), the Solid Waste Advisory Board (SWAB), the state's 20 Solid Waste Management Districts (Districts), state and local government bodies, and many other special interest groups and organizations related to solid waste management.

In 2023, approximately 5.3 million tons of waste were disposed of in sanitary and demolition landfills within the state, a 24 percent increase from the total waste disposed of in 2010. Daily per capita disposal rates are also increasing; they equated to 4.66 pounds per capita in 2023, compared to 3.90 pounds in 2010. As population increases, waste generation is projected to continue increasing, reaching approximately 5.6 million tons by the year 2045. There is no existing reportable waste diversion data available. The 2017 Statewide Waste Composition Study found that approximately 52 percent of landfilled materials are organics, paper and plastics, illustrating the opportunity to divert additional recyclable material from landfills as generation rates rise.

The state's Districts support regional planning, encourage waste reduction, and provide communities with the resources and guidance needed to divert materials from landfills. Services, facilities, and common challenges and opportunities in Large Metro, Small Metro or Rural Districts are compared. In general, Large Metro Districts support the greatest number of collection, processing, and disposal services and infrastructure. Small Metro Districts have moderate infrastructure for disposal and recycling but it is more limited for yard waste, food waste, and household hazardous waste. The infrastructure availability in Rural Districts is comparatively less, proportionate to population. According to stakeholder feedback, illegal dumping is an issue across all District designations, particularly tires. Education and outreach efforts vary across Districts, with each responsible for developing and implementing their own initiatives that require time and resources.

The SMMP identifies goals, objectives, and strategies to address system challenges and documents the priority, material type, contributing partners, and impacted District designations. Stakeholder input was gathered to guide the recommendations of the SMMP. A summary of the objectives for each goal is as follows:



Goal Theme	SMMP Objectives
<b>Waste Reduction &amp; Infrastructure</b>	<ul style="list-style-type: none"> <li>• Promote regional recycling hubs to address geographic cost barriers to processing</li> <li>• Increase provision of curbside and drop-off recycling collection programs</li> <li>• Increase diversion of organics</li> <li>• Increase recycling and composting at state and local government facilities</li> </ul>
<b>Education &amp; Outreach/Technical Guidance</b>	<ul style="list-style-type: none"> <li>• Develop a unified statewide recycling brand to promote consistent messaging on diversion topics</li> <li>• Promote sustainable materials management in schools and other public institutions</li> <li>• Increase awareness of sustainable materials management practices and opportunities among the commercial and industrial sector</li> </ul>
<b>Compliance</b>	<ul style="list-style-type: none"> <li>• Discourage open burning and illegal dumping</li> <li>• Promote compliance with solid waste laws and regulations with compliance assistance</li> </ul>
<b>Incentives</b>	<ul style="list-style-type: none"> <li>• Strategically allocate district funding to prioritize District goals</li> </ul>
<b>Policies</b>	<ul style="list-style-type: none"> <li>• Explore industry interest in state legislative initiatives that support producer accountability to divert difficult-to-recycle materials</li> <li>• Enhance statewide oversight and data collection to inform planning and policy decisions</li> <li>• Continue to support the proper management of scrap tires</li> </ul>

# 1.0 Introduction

---

The EIERA has developed this Sustainable Materials Management Plan (SMMP) to inform and support the development of sustainable materials management planning. The SMMP, alongside supporting plans, addresses the programs and resources needed to develop more sustainable and environmentally sound management of materials in Missouri. The supporting plans are included below:

- Sustainable Recycling Market Development Plan (SRMDP)
- Sustainable Organic Materials Management Plan (SOMMP)

In 2023, EIERA was awarded funding through the United States Environmental Protection Agency's (U.S. EPA) Solid Waste Infrastructure for Recycling (SWIFR) Grants for States and Territories pursuant to the Infrastructure Investment and Jobs Act of 2021. The goals of the project are to improve post-consumer materials management programs through planning, data collection, and development of the SMMP, SRMDP, and SOMMP.

## 1.1 Overview

This SMMP provides a comprehensive overview of the current solid waste system in Missouri. It includes a review of previously completed planning studies, regulations related to solid waste and state and national trends. It also provides the planning area population and economic characteristics that inform waste generation and waste projections. This SMMP includes a summary of the 20 Solid Waste Management Districts (Districts) that are responsible for regional planning. These Districts help provide resources and guidance to promote diversion of materials from landfills. The SMMP also provides an overview of the collection and facility infrastructure that supports the solid waste management system.

## 1.2 Purpose

The purpose of the SMMP is to provide direction for sustainable materials management with a focus on the full life cycle of comprehensive material management, including upstream natural resources and energy requirements. Districts, municipalities, and counties are encouraged to consider the recommended goals, objectives and strategies as they develop their priorities and plans.

## 1.3 Solid Waste Stakeholders

This SMMP, while developed by the EIERA, is intended to provide guidance to each of the solid waste stakeholders and decision makers including the Missouri Department of Natural Resources (MoDNR), the Solid Waste Advisory Board (SWAB), the 20 Districts, state and local government bodies, and many other special interest groups and organizations related to solid waste management. The SMMP will provide information intended to inform development of policies and resources that will meet the state's current and future needs.

**EIERA.** The EIERA has administered the Missouri Market Development Program (MMDP) since 1992, and its purpose is to promote the development and maintenance of markets for recovered materials. Through the MMDP, EIERA provides financial incentives, technical assistance, and informational services to businesses, governments and other organizations. Recycling market development helps to ensure that recycling will

expand its role in a sustainable economy, create jobs, conserve resources, contribute to a quality environment, and reduce reliance on the landfills for disposal of solid waste.

**SWAB.** The SWAB is comprised of 25 members including representatives from each of the 20 Districts and five members appointed by MoDNR representing the solid waste management industry. SWAB is responsible for preparing yearly reports which include information to advise the MoDNR on the status of solid waste management including the effectiveness of its technical assistance program and the challenges experienced by the Districts.

**MoDNR.** MoDNR's Waste Management Program (WMP) protects public health and the environment by working with individuals, businesses, industry, governments and schools to make sure they know how to safely collect, handle and dispose of their waste. The main goal of waste management is to reduce the amount of waste produced and properly manage the rest. If waste is released into the environment, the program performs and oversees the environmental investigation and cleanup activities. The program works with stakeholders, the general public and regulated facilities to comply with state and federal hazardous and solid waste laws and regulations.

**Districts.** The state's 20 Districts support regional planning, encourage waste reduction, and help provide resources and guidance to promote diversion of materials from landfills. Districts play a vital role in solid waste management. Each District has appointed a designated District planner who is responsible for the development and implementation of a solid waste management plan and distribution of resources.

**Cities and Counties.** Cities and counties serve a vital role in the solid waste management system. These entities invest in infrastructure and programs, deliver services, and oversee policies that impact diversion and waste management. Cities and counties also work with District planners to provide key services to residents.

## 1.4 Stakeholder Engagement

Stakeholder engagement was critical to the development of the SMMP. The following activities were conducted to obtain stakeholder input from MoDNR WMP staff, SWAB members, District leadership, and industry professionals.

### 1.4.1 District Interviews

Each District planner was interviewed to provide information on their solid waste systems between July and September of 2024. Interview questions included questions about the current solid waste system, recycling and organics processing infrastructure, barriers to diversion of recycling and organics, and potential strategies for market development.

### 1.4.2 Organic Processor Interviews

Processors of organic waste including compost facilities and organic material processing facilities were interviewed from September 2024 through April 2025. Interview questions included questions about the annual quantities processed, total processing capacity, as well as market barriers, and opportunities for market development.

### 1.4.3 Recycling Processing Facility Interviews

Interviews were conducted with processing facilities from the following industries: MRFs, scrap tire, solar panels, batteries, wind turbine blades, and plastics from November 2024 through March 2025. Questions were intended to identify barriers to increasing the use of recyclable materials as feedstock and means to eliminate those barriers, and to provide insights into the need and type of processing and manufacturing facilities necessary to consume the existing and potential volumes of recyclable materials.

### 1.4.4 Conference Presentations

Throughout the development of the three plans, industry conferences were utilized to present information to stakeholders and gather feedback. Presentations were given at the following conferences and dates:

- Missouri Recycling Association Workshop: October 3, 2024
- Missouri Recycling Association Conference: May 22, 2025
- Missouri Waste Coalition Conference: July 15, 2025

### 1.4.5 Stakeholder Workshops

Three workshops were facilitated to present the findings of the current system review, present draft objectives and strategies, and gather feedback on support and prioritization. Workshops with the following audiences were conducted on the following dates.

- WMP staff, EIARA and SWAB leadership: June 5, 2025
- WMP staff, SWAB members, District leadership, and municipal and industry professionals: June 17, 2025
- WMP staff, SWAB members, District leadership, and municipal and industry professionals: June 18, 2025

## 1.5 Goals

The desired outcomes for the SMMP and supporting plans are to develop markets for recyclable materials, keep recoverable waste out of the landfill, and encourage the highest and best use of recovered materials all while complying with all applicable federal and state solid waste laws and regulations. The goals presented below are aligned with stakeholders' visions and missions. The SMMP includes five goals which are categorized based on themes of the solid waste industry: waste reduction and infrastructure, education and outreach/technical guidance, compliance, incentives, and policies. The goals for the SMMP are presented in Table 1-1.

**Table 1-1: SMMP Goals**

Theme	Goal
Waste Reduction & Infrastructure	Reduce the amount of waste in landfills through diversion by 5 percent.
Education & Outreach/Technical Guidance	Expand and focus education and outreach to provide consistent direction throughout the state.
Compliance	Continue providing consistent enforcement of solid waste laws and regulations.
Incentives	Provide targeted distribution of financial aid and leverage funding mechanisms.
Policies	Develop and strengthen solid waste policies to promote diversion and higher use of recovered materials.

## 1.6 Key Terms

This section presents definitions of a selection of key terms used throughout the SMMP that are necessary for a comprehensive understanding of the current solid waste management systems and strategies that may be implemented in the future.

### 1.6.1 Materials

Several material categories are handled through various collection, disposal, and processing methods and facilities, depending on the material category. This section provides definitions for the primary categories of materials addressed in this SMMP.

- Municipal Solid Waste (MSW).** MSW refers to the entirety of the waste stream that is generated by everyday activities in the residential and commercial sectors. MSW can be further categorized by material types including refuse (material disposed in landfills), single-stream recyclables, organic materials, and HHW. Different best management practices apply to different MSW material types. Much of the MSW generated can be recycled or composted at various processing facilities. MSW does not include commercial hazardous waste or industrial, agricultural, mining, or sewage sludge waste projects.
- Non-MSW.** Non-MSW refers to categories of waste that are not included in MSW streams, and includes materials such as construction, demolition, industrial, special, and other wastes.
- Construction and Demolition (C&D).** C&D debris is generated by the construction, renovation, and demolition of residential and non-residential structures as well as city, county, and state roads and bridges.
- Household Hazardous Waste (HHW).** HHW refers to common household chemicals or other materials that should not be disposed of in MSW landfills due to their potential for adverse environmental and health impacts. They require special processing by an entity permitted by MoDNR. HHW includes, but is not limited to, materials such as paints, fertilizers, pesticides and poisons, pool chemicals, household cleaners, automotive fluids, batteries, light bulbs, and electronic waste. HHW does not include chemicals generated by commercial or industrial entities.
- Organic materials.** Organic materials are biodegradable materials from living organisms like food scraps, yard trimmings, wood, manure, crop residue, and biosolids. Organic materials have the potential to be diverted from landfill disposal through composting or mulching processes. Yard

waste and food waste often represent the largest volumes of organic materials generated. Vegetative material generated from the residential sector, commercial sector, or parks maintenance is categorized as yard waste, including materials such as leaves, grass clippings, limbs, brush, and other plant trimmings. Food waste includes materials such as fruits and vegetables, meats, eggs and dairy, coffee grounds, and food-soiled paper products such as napkins, pizza boxes, and various types of cardboard and paper food containers. Depending on available processing options, yard waste and food waste may be processed together or separately.

- **Single-stream Recyclables.** Single-stream recyclables refer to materials that are typically accepted through municipal curbside recycling programs or drop off locations, processed through a Material Recovery Facility (MRF), and sold as commodities to markets where the material is then repurposed. Single-stream recyclables include items such as, but are not limited to, plastic and glass containers, aluminum and steel cans, cardboard, and other various paper products. The full range of materials accepted through a municipality's single stream recycling program can vary by community or by hauler.
- **Industrial Waste.** Industrial waste refers to material generated as byproducts of industrial or manufacturing processes. This waste type is typically uniform in composition at disposal, containing a single waste product and/or its packaging in a load for disposal.

### 1.6.2 Sectors

Material generation is broadly categorized into two primary sectors, residential and commercial. C&D debris is not considered MSW and is handled separately from residential and commercial MSW, however, it is comingled when disposed.

- **Residential Sector.** Residential sector waste includes material generated in both single-family and multifamily residential households.
- **Multifamily Sector.** Multifamily residential waste can be categorized within either the residential or commercial sector. The 2017 Statewide Waste Composition study included waste from multifamily residences within the residential sector alongside single-family residences. However, multifamily residential waste can also be categorized in the commercial sector due to collection.
- **Commercial and Institutional (CI) Sector.** CI sector waste includes material generated by commercial (offices, retail and wholesale establishments, restaurants, etc.) and institutional (schools, libraries, hospitals, etc.) entities.
- **C&D Sector.** C&D sector debris is waste generated by the construction, renovation, and demolition of residential and non-residential structures as well as city, county, and state road and bridge projects.
- **Industrial Sector.** Industrial sector refers generators from industrial or manufacturing processes.

## 1.7 How to Read this Plan

The SMMP is organized by sections pertaining to compliance, state characteristics, Districts, waste sector evaluations, and goals and recommendations.

- Section 2 provides a description of the applicable planning studies, roles of governmental entities in solid waste management, and current solid waste management industry trends.
- Section 3 provides details of the state planning area characteristics including population and economic projections, current and projected solid waste generation, and waste characterization.



- Section 4 provides a detailed description of the Districts, how they operate, and the evaluations conducted to describe current waste systems throughout the state.
- Sections 5-10 provide detailed evaluations of each material type/disposal network prominent in the state. These sections include an overview of the current system, infrastructure inventories, and key challenges and opportunities.
- Section 11 provides the goals, objectives, and strategies developed to promote sustainable materials management.

## 2.0 Solid Waste Policies, Regulations, and Trends

---

This section provides a review of relevant planning studies, regulations, and industry trends, both historical and current, which are included to establish factors contributing to the current state of solid waste management in Missouri.

### 2.1 Review of Relevant Planning Studies

Understanding prior solid waste planning projects is a critical step in developing this SMMP. This section reviews key planning studies that influence the solid waste management environment in which the State is developing the plans.

#### Missouri Solid Waste Management Plan, 2005

The Missouri Solid Waste Management Law, Section 260.225 directs the MoDNR to develop a Solid Waste Management Plan (SWMP) in cooperation with local governments, regional planning commissions, Districts, and appropriate state agencies. The state SWMP highlights major revisions made to Missouri Solid Waste Management Law in 1990, including establishing a goal to divert 40 percent of the waste stream from landfills and directing MoDNR to establish regional Districts to foster regional collaboration across the state. The 2005 SWMP established specific goals including education for all, managing waste as a resource, safe disposal practices, and noted special solid waste issues.

The 2005 SWMP highlights key findings regarding the solid waste stream including the following.<sup>1</sup>

- Approximately 60 percent of the state's solid waste was generated by homes and businesses.
- The landfill diversion rate was estimated at 47 percent in 2004; however, the manner diversion was calculated may not accurately represent current diversion efforts.
- Diversion rates increased each year alongside generation rates.
- The number of communities with access to recycling services rose from 47 to 410 over a 13-year period (1989-2002).
- The number of communities with access to yard waste services increased from 112 to 333 over the same period.

#### Missouri Statewide Waste Composition Study, 2017

The Statewide Waste Composition Study from 2017 provides a breakdown of waste composition and serves as a comprehensive update to prior statewide waste characterization research. The composition study included samples of waste disposed of at 22 facilities and focused on MSW and non-MSW waste. The category of MSW included electronics, glass, HHW, inorganics, metal, organics, paper, plastic, and textiles from both the commercial and residential sectors. Non-MSW included material from construction, demolition, industrial, special, and other. Sampling methods included both manual sampling of MSW and visual surveys of non-MSW loads. Over 1,200 trucks were surveyed from a combination of 16 facilities

---

<sup>1</sup> Missouri Department of Natural Resources. (2005). *Missouri Solid Waste Management Plan*. [Missouri Solid Waste Management Plan | Missouri Department of Natural Resources](#)

surveying MSW and 15 facilities surveying non-MSW. The composition study is utilized throughout this SMMP.<sup>2</sup>

### **Solid Waste Management District Plans, multiple**

Per Section 260.325 RSMo, each District is required to submit an approved solid waste management plan to MoDNR.<sup>3</sup> These plans must be updated as necessary or as the MoDNR requires. Level of detail or frequency of updates to these plans varies among Districts; plans are five to 10 years old. District plans, if available, were reviewed for contextual purposes in the development of this SMMP.

District plans address each District's fiscal year waste goals and accomplished projects at the time of creating or updating their plan. These plans support waste diversion, future goals for the upcoming fiscal year, and aid in the evaluation process for grants. MoDNR's website includes a page dedicated to the 20 Districts.<sup>4</sup> Plans range in complexity, content, and format from very comprehensive to relatively minimal and are not updated on a consistent timeline. Pertinent information from available district plans is incorporated in District summaries in Section 4.0.

### **Missouri Solid Waste Advisory Board Annual Report, 2022, 2023**

Pursuant to Section 260.345.1 RSMo., the SWAB is responsible for preparing yearly reports to advise the MoDNR regarding the following topics:

- The efficacy of its technical assistance program
- Solid waste management problems experienced by Districts
- The effects of proposed rules and regulations upon solid waste management within the Districts
- Criteria to be used in awarding grants pursuant to Section 260.335
- Waste management issues pertinent to the Districts
- The development of improved methods of solid waste minimization, recycling & resource recovery
- Unfunded solid waste management projects
- Such other matters as the advisory board may determine

### **Missouri Market Development Reports, multiple**

The MMDP reports annually on the development and maintenance of markets for recovered materials and the program's progress in providing financial incentives, technical assistance, and informational services to businesses.<sup>5</sup> These reports include an overview of the funding opportunities offered through the MMDP as well as documenting active projects, recycling market statistics, partnerships, and opportunities and challenges for future development. The annual MMDP reports were reviewed and more details provided in the SRMDP.

---

<sup>2</sup> MSW Consultants. (2016-2017). *Statewide Waste Composition Study-Prepared for Missouri Department of Natural Resources*. [Missouri Department of Natural Resources \(mo.gov\)](https://www.mdnr.mo.gov/)

<sup>3</sup> Missouri Revised Statutes. (2024). *Revised Statutes of Missouri, Section 260.325, Solid Waste Management Districts*. [Missouri Revisor of Statutes](https://www.mdnr.mo.gov/)

<sup>4</sup> *Solid Waste Management Districts*, (n.d.). MO.gov. [Missouri Department of Natural Resources \(mo.gov\)](https://www.mdnr.mo.gov/)

<sup>5</sup> *Missouri Market Development Program*. (n.d.). Environmental Improvement & Energy Resources Authority. [Missouri Market Development Program - Environmental Improvement and Energy Resources Authority \(mo.gov\)](https://www.eiera.mo.gov/)



## Missouri Waste Reduction and Recycling Development Services, 2022

MoDNR commissioned the Missouri Waste Reduction and Recycling Development Services report to research and evaluate current and emerging methods of calculating diversion as well as measuring progress toward waste reduction and/or recycling goals. The report documented 17 entities that have established waste disposal diversion calculation methods. The report included interviews with the states of Tennessee, Maine, North Carolina, Massachusetts, and Colorado to understand the methods for data collection, state enforcement authority and policies, state labor resources allocated, calculation methods, and how calculated results are communicated within their state. The report recommends tracking diversion progress through two methods: total waste disposed in landfills over time and waste per capita disposed over time. This SMMP utilizes these methods to measure diversion.

## 2.2 Regulatory and Policy Review

Prior solid waste regulations and policies, as well as the current regulatory climate and trends, have largely shaped the state of solid waste management at various levels and defined the environment in which this Report was developed. This section provides a summary of federal, state, and local regulations, policies, and trends now in place to aid in the management of solid waste.

### 2.2.1 Role of the Federal Government in Regulating Solid Waste

The federal government sets basic requirements to provide consistency among states and regulations to protect public health and the environment. The U.S. EPA is responsible for hazardous and non-hazardous solid waste management through the Office for Solid Waste and Emergency Response (OSWER). Major federal legislation pertaining to solid waste management includes:

- In 1965, Congress made its first attempt to define the scope of the nation's waste disposal problems by enacting the federal Solid Waste Disposal Act (SWDA), which financed statewide surveys of landfills and illegal dumps.
- The first significant federal legislation governing the disposal of non-hazardous and hazardous waste was the Resource Conservation and Recovery Act (RCRA) of 1976. RCRA establishes landfill construction, management, and closure guidelines as well as regulates hazardous waste management facilities that treat, store, or dispose of hazardous waste. RCRA has been amended three times since its inception:
  - The Hazardous and Solid Waste Amendments of 1984 required the phasing out of land disposal of hazardous wastes and granting the U.S. EPA regulatory authority over landfills (Subtitle C Hazardous Waste and Subtitle D Non-hazardous waste) and authorized states to develop and manage state solid waste management programs.
  - The Federal Facility Compliance Act of 1992 strengthened enforcement of RCRA at federal facilities.
  - The Land Disposal Program Flexibility Act of 1996 provided regulatory flexibility for land disposal of certain wastes.
- The Comprehensive Environmental Response, Compensation and Liability Act (CERCLA) of 1980, enacted by Congress to address uncontrolled or abandoned hazardous waste sites, was amended by the Superfund Amendments and Reauthorization Act (SARA) of 1986. Solid waste-related air emissions are addressed by the Clean Air Act of 1976 (CAA) and subsequent amendments.

As part of the Infrastructure Investment and Jobs Act of 2021, the Solid Waste Infrastructure for Recycling program provides grants to implement the National Recycling Strategy to improve post-consumer materials management and infrastructure; support improvements to local post-consumer materials management and recycling programs; and assist local waste management authorities in making improvements to local waste management systems.

## 2.2.2 Role of the State Government in Regulating Solid Waste

The state's environmental laws and regulations relating to waste management include delegated federal requirements adopted by the state well as additional state requirements. The Missouri Hazardous Waste Management Commission has the authority to adopt, amend, or repeal standards, rules, and regulations to implement, enforce, and carry out the provisions of the state's hazardous waste laws. The SWAB advises MoDNR on various solid waste management issues.

**Missouri Solid Waste Management Law.** This law addresses solid waste management, permitting, inspection, enforcement and investigation and cleanup of solid waste.<sup>6</sup> U.S. EPA delegated authority to MoDNR to provide oversight for and enforce most of the RCRA Subtitle D equivalent requirements in the state. The MoDNR inspects RCRA Subtitle D regulated facilities to make sure they are following the state-equivalent of the federal requirements MoDNR adopted.

In 1990, Senate Bill 530 created a major revision to the Missouri Solid Waste Management Law. The law set a goal to divert 40 percent of the waste stream from landfill disposal, and established disposal restrictions for major appliances, waste oil, yard waste and batteries. The law also directed MoDNR to establish Districts across the state to foster regional cooperation among cities and counties to help achieve the diversion goal. A map of the 20 Districts established in 1992 is presented in Figure 2-1.

---

<sup>6</sup> Missouri Department of Natural Resources. *Citizens Guide to Waste-Related Rules and Regulations*. (N.D.) [Citizens Guide to Waste-Related Rules and Regulations | MoDNR](#).

**Figure 2-1: Missouri Solid Waste Management Districts Map<sup>7</sup>**

**Solid Waste Management Plans.** Per Section 260.220 RSMo., cities and counties must develop and maintain solid waste management plans unless exempt as defined in Section 260.215 RSMo. Plans and the implementation of the plans are to address the collection and disposal of solid wastes for those areas within its boundaries that are to be served by the solid waste management system.

**Disposal Restrictions.** Per Section 260.250 RSMo. major appliances, waste oil, yard waste, and batteries are restricted from disposal. Yard waste is restricted from disposal in MSW landfills except for those with operational bioreactors that collect gas used for electrical generation. Each District is instructed to address the recycling, reuse and handling of aluminum containers, glass containers, newspapers, textiles, whole tires, plastic beverage containers and steel containers in its solid waste management plan consistent with Sections 260.250 to 260.345 RSMo.

**State Solid Waste Fees.** Per Section 260.330 RSMo. a solid waste fee is paid by solid waste landfills and solid waste processing facilities to the Solid Waste Management fund administered by MoDNR. Landfills and transfer stations pay a fee per ton of waste as follows:

- Sanitary Landfills - \$2.11 per ton
- Construction and Demolition Landfills - \$1.40 per ton
- Certain Processing Facilities and All Transfer Stations - \$2.11 per ton (for solid waste transported out of state)

**Contracting for Solid Waste Services.** Per Section 260.247 RSMo., solid waste services may be contracted or provided by a city or political subdivision. Section 260.247 RSMo. requires a 2-year notice for a city or political subdivision to commence in a solid waste collection contract or provision of services. The city or

<sup>7</sup> Missouri Department of Natural Resources. *Solid Waste Management Districts*. (N.D.) [Solid Waste Management Districts](#) | MoDNR.

political subdivision has three years from the effective date of notice to provide for or contract for the provision of services.

**District Grant Funding.** Since 1992, the department has provided yearly grant funding to Missouri's 20 Districts to fund their operations and community-based waste reduction, reuse, composting and recycling projects. This funding is a portion of the revenues generated by the solid waste tonnage fee and deposited into the Solid Waste Management Fund. Per Section 260.335 RSMo., Districts are allocated district funds according to population in the latest decennial census as well as the amount of revenue generated within the district. Any allocated district monies remaining after a period of five years shall revert to the credit of the solid waste management fund created under Section 260.330. This allows Districts the opportunity to accumulate funding and allocate such grants to pertinent district projects.

**Scrap Tire Fees and Regulations.** Per Title 10, Division 80, Chapter 8 of the Missouri Code of State Regulations established in 1991, a 50-cent scrap tire fee is applied to the retail sale of every new tire in the state. A portion of this fee contributes to funding of MoDNR's scrap tire management activities such as inspection and enforcement as well as scrap tire grants. Tires cannot be disposed in the landfill without being processed or further broken down at least into thirds per state regulation. Scrap tire disposal involves scrap tire collection centers, haulers and processors which are also regulated by MoDNR. There are currently 69 permitted haulers and 20 permitted processors in the state.

## 2.3 Industry Trends

This section provides perspective on solid waste management trends that may influence the development of the SMMP and the industry moving forward.

### 2.3.1 Sustainable Materials Management

Sustainable Materials Management (SMM) is a systematic approach to using and reusing materials more productively over their entire lifecycles.<sup>8</sup> SMM represents a change in how communities think about the use of natural resources and environmental protection, going beyond traditional thinking about waste reduction, reuse, recycling, and disposal. SMM emphasizes consideration of a product or material's entire lifecycle, from manufacturing to disposal, and the need to make sustainable choices throughout the lifecycle. An SMM approach seeks to do the following.

- Use materials in the most productive way with an emphasis on using less
- Reduce toxic chemicals and environmental impacts throughout the material life cycle
- Assure sufficient resources are acquired to meet today's needs and those of the future

### 2.3.2 Waste Management Hierarchy

The waste management hierarchy, developed by the U.S. EPA, has been a guide for many communities managing MSW. It is used as a tool in implementing a SMM approach to waste management, developed in recognition that no single waste management approach is suitable for managing all materials and waste streams in all circumstances. The hierarchy ranks the various management strategies from most to least preferred in regard to the environment. It places emphasis on reducing, reusing, and recycling as a key to

---

<sup>8</sup> US Environmental Protection Agency. (2023). *Sustainable Materials Management Basics*. [Sustainable Materials Management Basics | US EPA](#)

SMM.<sup>9</sup> The Waste Reduction Model (WARM), also developed by the U.S. EPA, complements the waste management hierarchy. It quantifies the environmental impacts of different waste management strategies, providing data that can inform decisions within the hierarchy's framework.<sup>10</sup>

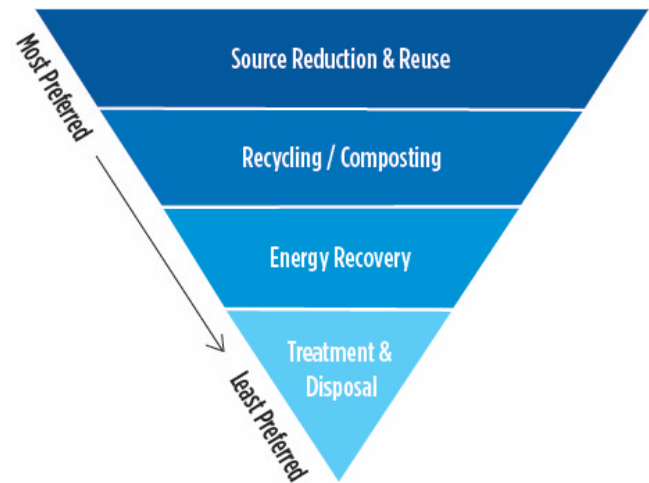
### 2.3.3 Circular Economy

Like a SMM approach to planning for a community's future, a circular economy considers environmentally and economically sustainable decision making throughout a material's lifecycle.<sup>11</sup> Contrary to the traditional linear concept of manufacture-use-dispose, a circular economy keeps resources in use for as long as possible and maximizes the life and value of materials. This process recovers and regenerates materials for other uses and allows the cycle to begin again, while minimizing material disposal. This approach reduces waste and pollution, conserves natural resources, and creates new economic opportunities.

### 2.3.4 Zero Waste

Zero waste is a philosophy that encourages the redesign of resource life cycles so that all products are reused. A number of industry organizations, states, and cities have begun setting zero waste goals. While diversion rate is a common metric used to evaluate zero waste progress, 100 percent diversion is not the ultimate goal of zero waste principles. Rather, the focus is on continuous improvement and progressively working toward maximizing use of resources and minimizing adverse environmental impacts and material disposal. Commercial, institutional and industrial entities that divert waste from landfills can lower disposal fees and reduce the overall cost of materials through

**Figure 2-2: Waste Management Hierarchy**



US Environmental Protection Agency | Sustainable Materials Management: Non-Hazardous Materials and Waste Management Hierarchy.<sup>9</sup>

**Figure 2-3: Circular Economy**



US Environmental Protection Agency | What is a Circular Economy?<sup>10</sup>

<sup>9</sup> US Environmental Protection Agency. (2019). *Sustainable Materials Management: Non-Hazardous Materials and Waste Management Hierarchy*. [Sustainable Materials Management: Non-Hazardous Materials and Waste Management Hierarchy | US EPA](#)

<sup>10</sup> US Environmental Protection Agency. (2023). *What is a Circular Economy?* [What is a Circular Economy? | US EPA](#)

<sup>11</sup> US Environmental Protection Agency. (2023). *What is a Circular Economy?* [What is a Circular Economy? | US EPA](#)

improved efficiency and waste minimization strategies. The potential scale of potential for recovered materials from commercial, institutional and industrial entities make this an especially notable trend.

### 2.3.5 Food Waste Reduction

The management and diversion of food waste and organics has become a topic of increasing focus in the solid waste industry, driven by a growing awareness of environmental impacts and the potential for resource recovery and reduction of waste disposed of in landfills. At a national level, the National Strategy for Reducing Food Loss and Waste and Recycling Organics was jointly developed by the U.S. Department of Agriculture, U.S. EPA, and U.S. Food & Drug Administration. This strategy aims to reduce food loss and waste by 50 percent by 2030 and emphasizes increasing the recycling rate for all organic waste. Key aspects include preventing food loss, waste prevention, and supporting policies that incentivize organics recycling.<sup>12</sup>

### 2.3.6 Landfill Tipping Fees

Landfills generate revenue by charging haulers a tipping fee to deposit waste. Tipping fees are composed of a base fee that supports landfill operations and a per ton surcharge that supports the state's solid waste management oversight activities pursuant to Section 260.330 RSMo. As obtaining permits for new landfills becomes more challenging due to rising costs and local opposition, vertical and/or horizontal landfill expansions have become more prevalent than new landfills. In addition to footprint expansion, landfill owners are seeking to extend facilities' useful lives by improving operations or utilizing technologies such as enhanced leachate recirculation (a process where liquids are added into a landfill to accelerate degradation of the waste). Landfill owners and regulators are also looking beyond the prescriptive 30-year Post-Closure Care (PCC) period, recognizing that there may be additional long-term management costs and liabilities incurred by landfill facilities after the 30-year PCC period.

### 2.3.7 Use of Transfer Stations

Transfer stations are facilities that are used to consolidate material from multiple collection vehicles into larger, high-volume transfer vehicles for more economical shipment to distant disposal or processing facilities. Transfer stations can be used for material destined for landfilling, recycling, and composting. With a nationwide trend toward larger disposal and processing facilities, there has been an enhanced need for transfer facilities. When longer transport distances are required to send materials to facilities, transfer stations allow collection vehicles to be more productive by maximizing the amount of time spent collecting material rather than driving to a facility. Key factors that affect the financial feasibility of transfer stations include the following.

- Collection cost
- Disposal/processing cost
- Distance/travel time to landfill or processing facility
- Fuel costs
- Annual tonnage hauled
- Payload of transfer trailers versus collection vehicles

---

<sup>12</sup> U.S. EPA. (2024). *National Strategy for Reducing Food Loss and Waste and recycling Organics*. [National Strategy for Reducing Food Loss and Waste and recycling Organics | US EPA](#)

### 2.3.8 Curbside Recycling Collection

Curbside recycling collection is typically offered in more urban or densely populated areas to achieve routing efficiency and is often collected on a single-stream or commingled basis. Single-stream recycling programs allow generators to place multiple types of materials (i.e., cardboard, paper, plastic, etc.) in one container for automated collection. Other types of curbside recycling programs such as source-separated recycling (e.g., multiple containers for individual materials) exist but are less frequent because it requires manual collection and multiple collection vehicles or compartments. The benefit of single-stream recycling is that there are typically greater economies of scale related to processing of the material, though it contains more contaminants due to the commingling of materials. Source-separated programs may generate fewer tons of material and require more effort to collect but are typically a cleaner stream that requires less effort to process for sale on the secondary materials market.



### 2.3.9 Access to Curbside

Not all households have access to curbside recycling services. According to The Recycling Partnership, only half of Americans have automatic access to curbside recycling, and only 72 percent of these homes with access actually participate.<sup>13</sup>

### 2.3.10 Pay As You Throw

Municipal Pay As You Throw (PAYT) programs encourage residents to recycle and reduce the amount of waste they generate. These programs make households see and feel the cost of waste disposal services by requiring payment for trash services based on the amount of waste they throw away.<sup>14</sup>

### 2.3.11 Separate Bulky Item Collection

Bulky item collection programs can be provided to residents in order to dispose of large household items that cannot be handled in their regular weekly trash collection. Items for bulky collection can include metal appliances, furniture, refrigerators, and other items.

### 2.3.12 Waste to Energy Technologies

Energy recovery from waste is the conversion of waste materials into usable heat, electricity, or fuel through a variety of processes, including but not limited to combustion, gasification, and anaerobic digestion. This process is often called waste to energy. MSW combustion accounts for a small portion of waste management in the U.S. While there are multiple reasons why waste to energy accounts for a small portion, one major consideration is the higher cost per ton relative to landfilling or other processing technologies.

<sup>13</sup> The Recycling Partnership. (n.d.). Top Perspectives on U.S. Curbside Recycling. [Infographic\\_v8](#)

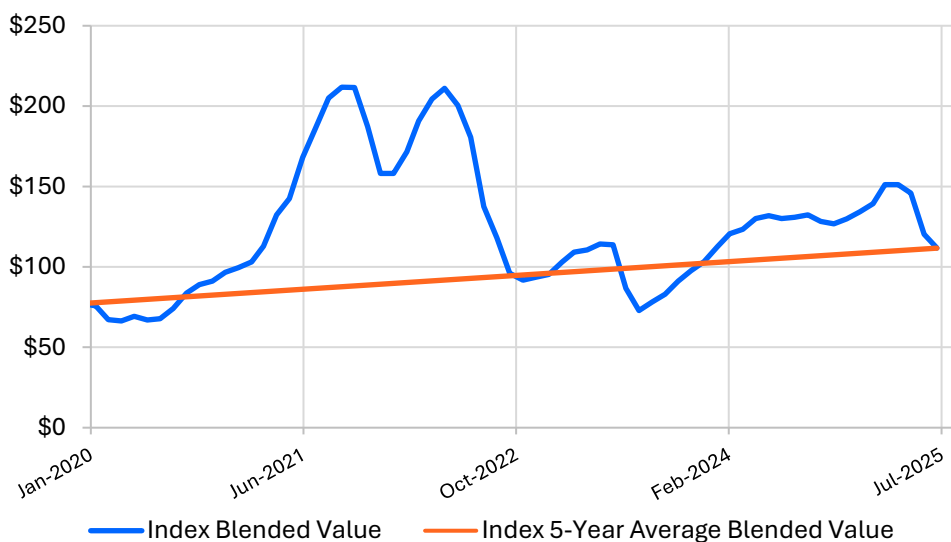
<sup>14</sup> U.S. EPA Conservation Tools. (2003). Pay-As-You-Throw and Climate Change. [PAYT and Climate Change Fact Sheet | Pay-As-You-Throw | US EPA](#)

### 2.3.13 Recycling Processing Fees and Market Value

The cost per ton for processing comingled recyclable materials is impacted by various factors, including the market value of recovered materials and the level of contamination present. Over the past 10 years, the changing market value of recovered materials has had a significant impact on single-stream material (comingled collection of paper, plastics, metal, and glass) processing costs. Because of the variability in market values of recovered materials, many MRFs charge a processing fee to recover all processing costs and provide a share of material revenues.

The average blended market value of processed recyclable materials collected as a single stream (paper, plastics, metal, and glass) in the Midwest region over the last 5 years was \$121 per ton.<sup>15</sup> In addition to commodity values, the value of single-stream materials varies based on the composition of the materials (i.e. quantity of paper, plastics, metal, and glass) and quality of the materials. Figure 2-4 illustrates the changes in the average value of single-stream materials from 2020 to 2025.

**Figure 2-4: Single-Stream Recycling Material Value**



### 2.3.14 Recycling Measurement

Efforts to measure recycling have traditionally calculated a recycling rate. A recycling rate indicates the percentage of waste generated that is recycled and is typically calculated using the formula:

$$\frac{\text{total recycled}}{\text{total recycled} + \text{total disposed}} \times 100\% = \text{recycling rate percentage}$$

Over the past decade, there have been several changes in the weights and composition of materials in the waste stream. For example, there is typically less newspaper, but more cardboard. Plastic bottles and aluminum cans weigh less, according to The Recycling Partnership.<sup>16</sup> Some consumer packaging contains

<sup>15</sup> Secondary Materials Pricing (SMP). (2025). Recovered Materials Prices. [RecyclingMarkets.net | Secondary Materials Pricing](https://www.recyclingmarkets.net/secondary-materials-pricing)

<sup>16</sup> The Recycling Partnership. (2024). State of Recycling, The Present and Future of Residential Recycling in the U.S., 2024. [Residential Recycling Report | The Recycling Partnership](https://www.recyclingpartnership.org/state-of-recycling)

multiple materials, making recycling more challenging. For these reasons, some communities are considering alternative methods to measure recycling. Some alternative measurement options include:

- **Single-Stream Recycling Collected.** The amount of residential recyclables collected annually on a per household basis.
- **Capture Rate.** Percentage of recyclable material that is recycled versus disposed.
- **Disposal Rate.** Based on per capita disposal quantities.
- **Contamination Rate.** The amount of contamination (e.g., material not accepted by a recycling program) that is present in the residential recycling program on a percentage basis. Contamination includes non-recyclable contaminants and MRF process residue.
- **Participation Rate.** Based on how often a resident or business recycles over a defined time period (e.g. monthly).
- **Life-Cycle Analysis.** Analysis of the total environmental impacts associated with a product or process, and evaluation of opportunities to reduce impacts throughout the life cycle, through methods such as using recycled rather than virgin materials for inputs.
- **Greenhouse Gases.** Quantification of greenhouse gas reductions through both increased use of recycled materials as product inputs (life-cycle analysis) and reduction of material landfilled, which reduces generation of greenhouse due to decomposition.

### 2.3.15 Extended Producer Responsibility

Extended Producer Responsibility (EPR) is a growing trend in the solid waste industry that aims to shift the responsibility of waste management towards producers. EPR is a policy mechanism that decreases the total environmental impact of a product by making the manufacturer responsible for the entire life-cycle of the product and especially for takeback, recycling and final disposal. EPR has shown potential to significantly increase recycling rates, even in states that already perform relatively well. The policy has been successful in the United States for certain challenging items such as electronics, and more recently, states have begun adopting EPR laws for Paper and Packaging Products (PPP). Ten states have begun deliberations towards broad EPR programs, but it is too soon to understand how successful these programs might be.

There is only one specific legislation or policy implementing EPR in Missouri. The "Manufacturer Responsibility and Consumer Convenience Equipment Collection and Recovery Act," signed into law in 2008, requires computer manufacturers to implement recovery plans for collecting and recycling or reusing specific computer equipment at no additional cost to households or home businesses. The law assigned many duties to computer equipment manufacturers, retailers and the MoDNR. The Electronics Scrap Management rule, effective as of 2010 and revised in 2018, clarifies the computer equipment manufacturers, retailers and department's responsibilities for collecting and recycling or reusing specific computer equipment used by an individual primarily for personal or home business use. MoDNR is responsible for making sure computer manufacturers, retailers and recyclers manage the equipment according to state laws and regulations.<sup>17</sup> There are organizations working on additional EPR laws in the state.

### 2.3.16 PFAS in the Solid Waste Industry

Per- and Polyfluoroalkyl Substances (PFAS) have emerged as a significant concern in the solid waste and wastewater industries due to their persistence in the environment and potential health risks. PFAS, often

---

<sup>17</sup> Missouri Department of Natural Resources. (n.d.). Electronics Scrap Management Rule. Retrieved April 2025. [Electronics Scrap Management Rule | Missouri Department of Natural Resources](#)

termed "forever chemicals," are widely used for their water and stain-resistant properties in various products such as cookware, clothing, and firefighting foams. Their ability to repel water has made them ubiquitous in consumer and industrial products. Legislation regarding PFAS is evolving rapidly. The U.S. EPA is actively working on PFAS regulation using existing authorities and has focused on data gathering, establishing drinking water standards, and establishing Comprehensive Environmental Response, Compensation and Liability Act hazardous substance designation. In April 2025, the U.S. EPA announced it is engaged with Congress and industry to establish a clear liability framework that ensures the polluter pays and passive receivers are protected. Several states have enacted or are considering legislation to limit the use and disposal of PFAS-containing products, impacting how the solid waste industry handles these materials.

### **2.3.17 Biochar**

Biochar is a solid, carbon-rich material made from organic waste that has been partially burned in a low oxygen environment. Traditional biochar (attempting to mirror ancient agricultural practices) uses high temperatures in a low or no oxygen environment to reduce organic waste to a charcoal-like substance that can be used in a variety of agricultural and environmental applications. While biochar appears to be a promising material with many potential applications, it is not made or used at scale anywhere in the U.S.. There are few municipal programs sending significant volumes of waste materials to biochar facilities, few of which exist in the U.S. (or elsewhere). Biochar production from municipal solid waste would likely be cost-prohibitive and would process only a portion of the organic waste stream. As an industry, biochar is in its infancy and lacks standards, research, and reference facilities.

## 3.0 Planning Area Characteristics

---

Planning for the state’s future solid waste management requires an understanding of current and projected population and economic growth and their impact on the quantities of waste generated, disposed, and recycled within the state over a 20-year period. This section includes an overview of population demographics and economic characteristics, waste generation and diversion, and waste characteristics in Missouri.

### 3.1 Population Demographics and Economic Characteristics

The state is comprised of 114 counties and the independent city of St. Louis City. Missouri’s population in 2020 was approximately 6.1 million and is projected to grow to 6.6 million by 2045.<sup>18</sup> The average number of people employed in the state in 2020 was approximately 2.68 million and is projected to grow to 2.72 million by 2045. Detailed demographic and economic analysis and methodology is provided in Appendix A.

### 3.2 Waste Generation and Diversion

Waste generation analysis was completed utilizing annual landfill tonnage data from MoDNR and historical population data. Missouri does not require waste diversion reporting; therefore the actual diversion rate is unknown. SMMP waste generation and diversion analyses were developed in a manner consistent with the methodology recommended by the *2022 Missouri Waste Reduction and Recycling Development Services Report*. Key assumptions used in waste generation and diversion analysis included the following:

- Only sanitary and demolition landfill tonnage data reported by MoDNR has been included. Industrial waste facilities have been excluded.
- Waste that may have been brought into or sent out of the state, particularly in urban centers like Kansas City and St. Louis that sit on the state borders, was not accounted for. This is due to diverse record keeping approaches among the states and difficulty extracting the necessary data.
- The annual sanitary and demolition landfill tonnage has been combined in this analysis. In Missouri, all landfills must meet the same regulations so there is no financial incentive to separate C&D waste from MSW.

#### 3.2.1 Total Waste Disposed per Year

In 2023, 5,272,436 tons of waste were disposed of in sanitary and demolition landfills in Missouri.<sup>19,20</sup> This is a 24 percent increase from the total waste disposed of in 2010. Total disposal does not include infectious waste later presented in waste generation discussions of Section 3.2.3. The total waste disposed of per year, from 2010 to 2023, is presented in Figure 3-1.

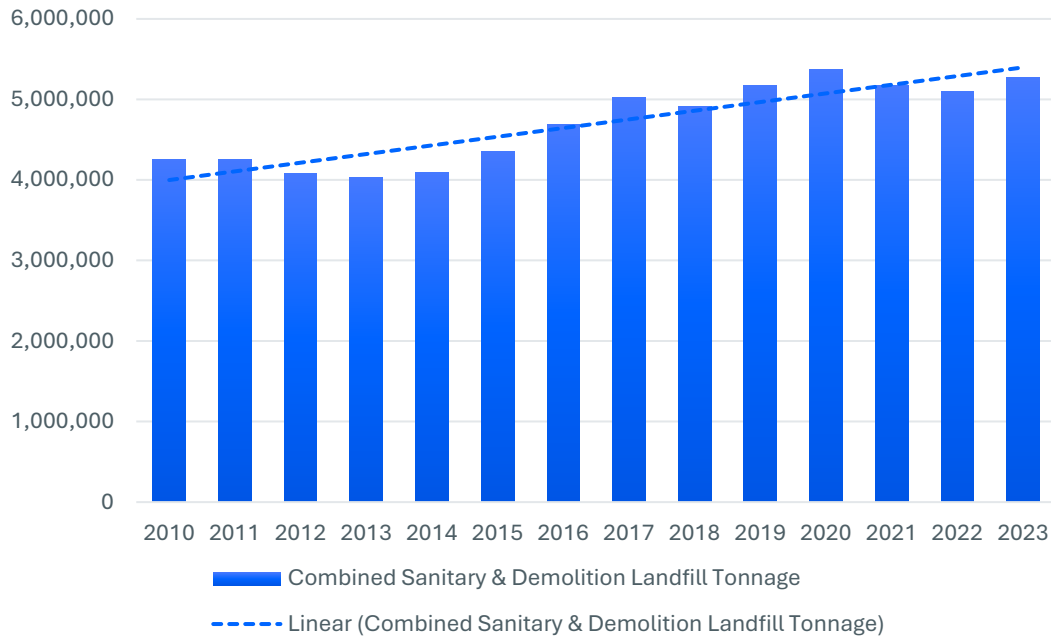
---

<sup>18</sup> Missouri Economic Research and Information Center. (2024). Population Data Series. Retrieved July 2024. [Population Data Series | Missouri Economic Research and Information Center](#)

<sup>19</sup> Missouri Department of Natural Resources. (2024). Sanitary Landfills – Tonnage Reported/Tonnage Fees Paid. Retrieved July 2024. [Sanitary Landfills - Tonnage Reported/ Tonnage Fees Paid | Missouri Department of Natural Resources \(mo.gov\)](#)

<sup>20</sup> Missouri Department of Natural Resources. (2024). Demolition Landfills – Tonnage Reported/Tonnage Fees Paid. Retrieved July 2024. [Demolition Landfills - Tonnage Reported/ Tonnage Fees Paid | Missouri Department of Natural Resources](#)

**Figure 3-1: Total Waste Disposed per Year (Tons)**



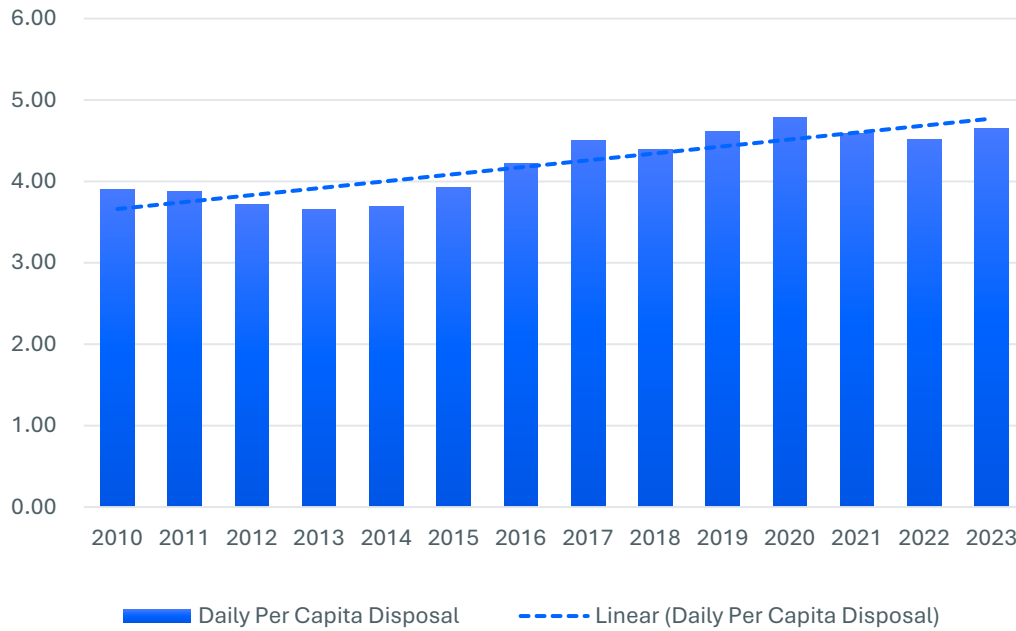
**3.2.2 Daily Per Capita Disposal Rates**

The daily per capita disposal rate in 2023 was 4.66 pounds, compared to 3.90 pounds in 2010. The highest daily per capita disposal rate between 2010 and 2023 was 4.79 pounds and occurred in 2020. The daily per capita disposal rates in pounds between 2010 and 2023 are presented in Figure 3-2.<sup>21</sup>

<sup>21</sup> Missouri Economic Research and Information Center. (2024). Population Data Series. Retrieved July 2024 from: [Population Data Series | Missouri Economic Research and Information Center](#)



**Figure 3-2: Daily per Capita Disposal Rates (Pounds)**

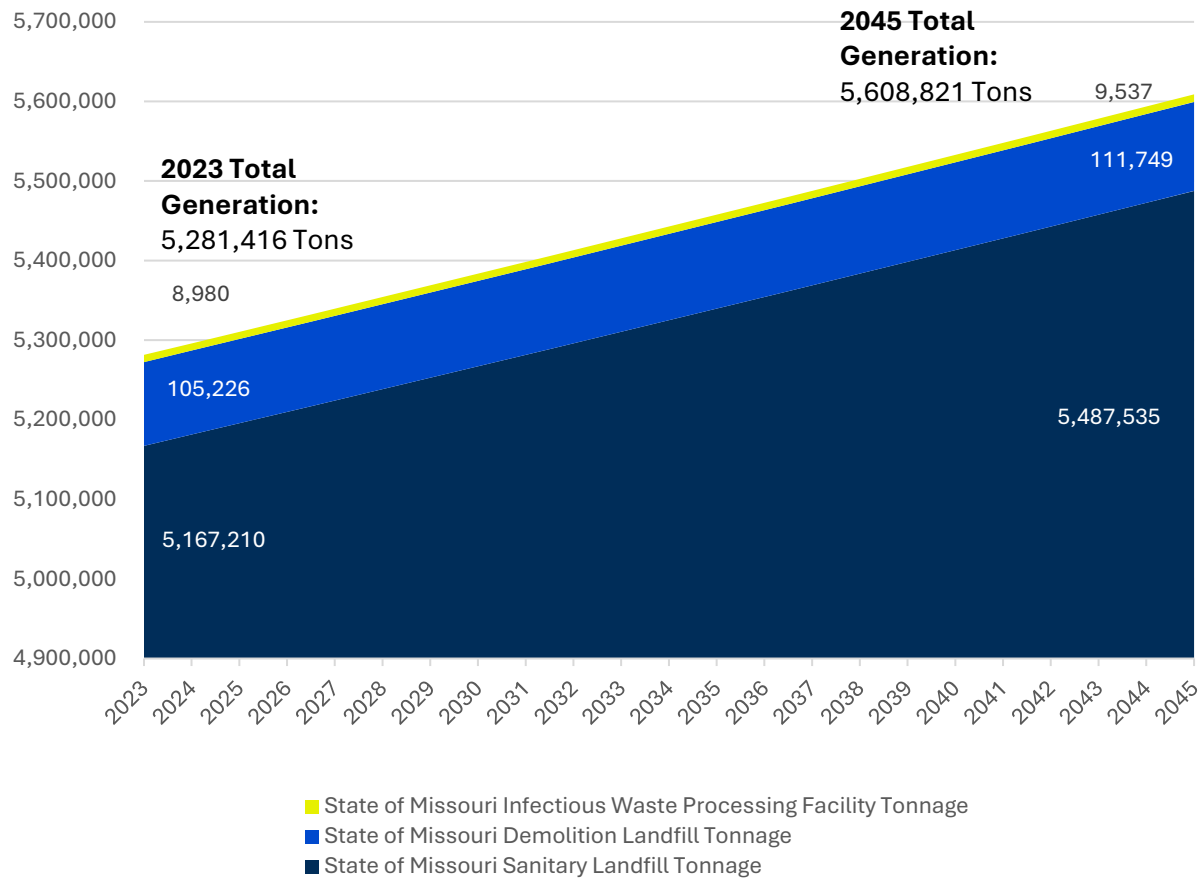


### 3.2.3 Waste Generation Projections

Waste generation projections were calculated by dividing the state population projections, as shown in Section 3.1, by the 2023 daily per capita disposal rate of 4.66 pounds.<sup>22</sup> The projected pounds of material were divided by 2,000 to convert into tons. Waste generation projections from 2023 through 2045 are presented in Figure 3-3.

<sup>22</sup> Missouri Economic Research and Information Center. (2024). Population Data Series. Retrieved July 2024. [Population Data Series | Missouri Economic Research and Information Center](#)

**Figure 3-3: State of Missouri Waste Generation Projections (Tons)**



2023 Total Generation is calculated from the combined tonnages of infectious waste, demolition landfill waste, and sanitary landfill waste, equating to approximately 5.28 million tons. This total generation is separate from total disposal presented in Section 3.2.1.

### 3.3 Waste Characterization

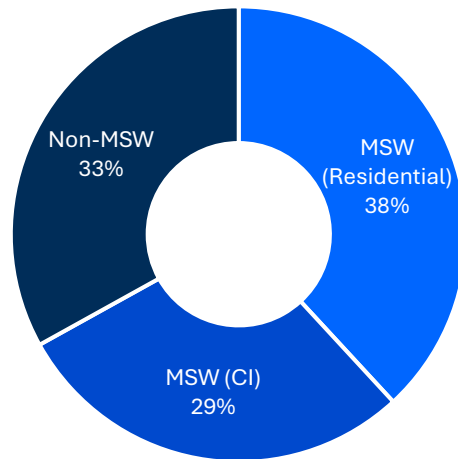
Waste characterization is the analysis of the composition of a waste stream on a detailed level. A waste characterization study includes sorting refuse material into material types to identify the amounts that make up the material that is disposed of in landfills. This information is valuable in identifying and targeting material types or other challenges for future planning efforts and informing the development of recycling programs and educational campaigns. In 2017, a Statewide Waste Composition Study was conducted, and this section summarizes its findings.

#### 3.3.1 Waste Composition Study Overview

The 2017 Statewide Waste Composition Study captured data from 22 out of the 82 facilities within the state. The composition of waste by material type based on gate survey results is presented in Figure 3-4. Approximately 67 percent was classified as residential and commercial MSW, and 33 percent was classified as non-MSW material. MSW was further split into sectors of residential material and commercial and institutional (CI) material.



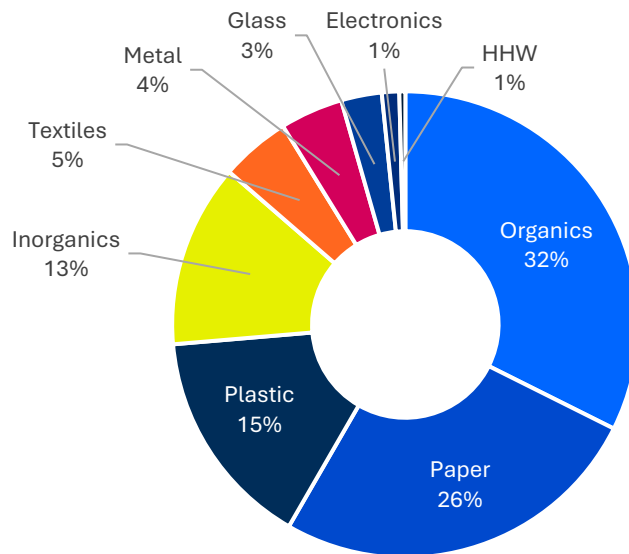
**Figure 3-4: Disposal by Material Type, 2017**



**3.3.2 Residential and CI MSW Characterization**

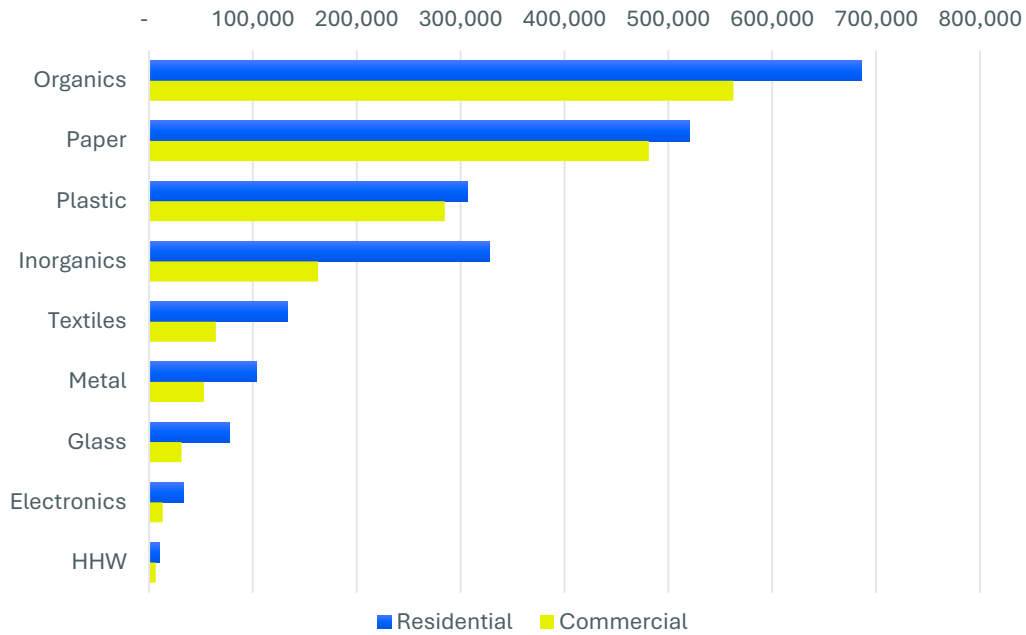
The portion of the waste stream categorized as MSW for both residential and CI was evaluated by material type. The most abundant material types were organics at 32 percent and paper at 26 percent. These materials were followed by plastic at 15 percent, and inorganics at 13 percent. Textiles (5 percent), metal (4 percent), glass (3 percent), electronics (1 percent), and HHW (1 percent) all made up a smaller portion of the MSW waste stream. The characterization of MSW is presented in Figure 3-5.

**Figure 3-5: MSW Waste Characterization**



The composition of waste from residential and CI sectors was compared. Organics and paper were the most prevalent materials within both sectors. The inorganics material category was more prevalent in the residential sector. The study findings on the tonnage of residential and CI composition is presented in Figure 3-6.

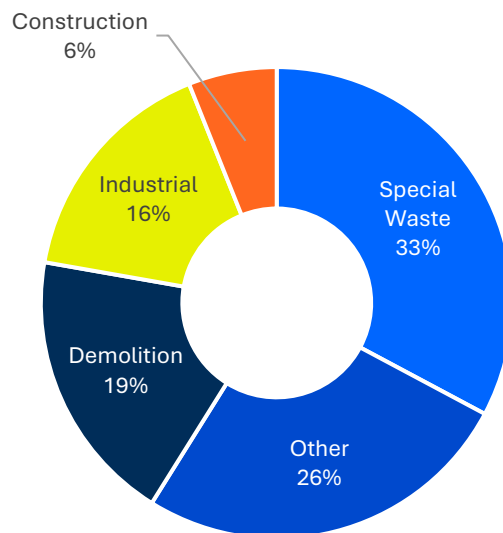
**Figure 3-6: Residential and CI MSW Characterization, Material Type Tonnage**



**3.3.3 Non-MSW Characterization**

Non-MSW included construction waste, demolition waste, industrial waste, special waste, and other waste. “Other waste” included sludge and other undefined material. The most abundant material type within the non-MSW characterization was special waste at 33 percent followed by “other waste” at 26 percent, demolition waste at 19 percent, and industrial waste at 16 percent. Construction waste made up the least of non-MSW waste at 6 percent. Results are presented in Figure 3-7.

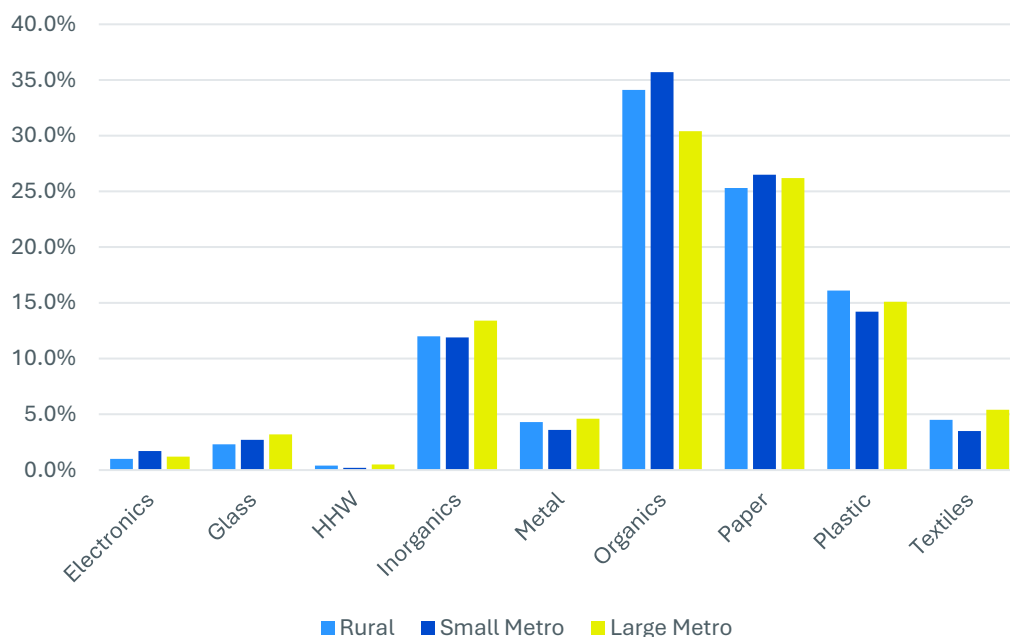
**Figure 3-7: Non-MSW Waste Characterization**



### 3.3.4 Waste Demographic Areas

Waste composition was also studied by geographic regions, including Rural, Small Metros, and Large Metros. Overall, MSW composition from both the residential and CI sectors was compared by region. Waste composition in the state appeared to remain constant across the regions with only a slight increase in organic material within Small Metro areas. Figure 3-8 provides a visual comparison of MSW waste across the identified regions in the state.

**Figure 3-8: Comparison of Aggregate MSW by Demographic Region**



### 3.3.5 Waste Composition Study Findings

The key findings of the 2017 Study include the following:

- **Single Stream Recycling.** When the 2017 findings were compared with previous studies, the incidence of recyclable fibers and containers continued to diminish in the disposed MSW stream.
- **Cardboard.** There appeared to be a meaningful amount of corrugated cardboard being disposed rather than recycled, which presents a significant diversion opportunity.
- **Organic Wastes.** While not all organics are compostable, over one-fourth of the state's disposed waste stream was made up of organic materials, including 15 percent of food waste and clean wood. Additionally, industrial food manufacturing waste contains a significant fraction of organics that could likely be composted if separated from other industrial waste constituents.
- **Hard-to-Recycle Wastes.** The study indicated that just over half of the disposed solid waste stream cannot be readily recycled, composted or diverted without significant investments in processing infrastructure, development of new recycled material markets, and adoption of new diversion programs in all generator sectors. This included items such as mattresses, expanded polystyrene, non-container glass, disposable diapers/sanitary products, and composite materials.

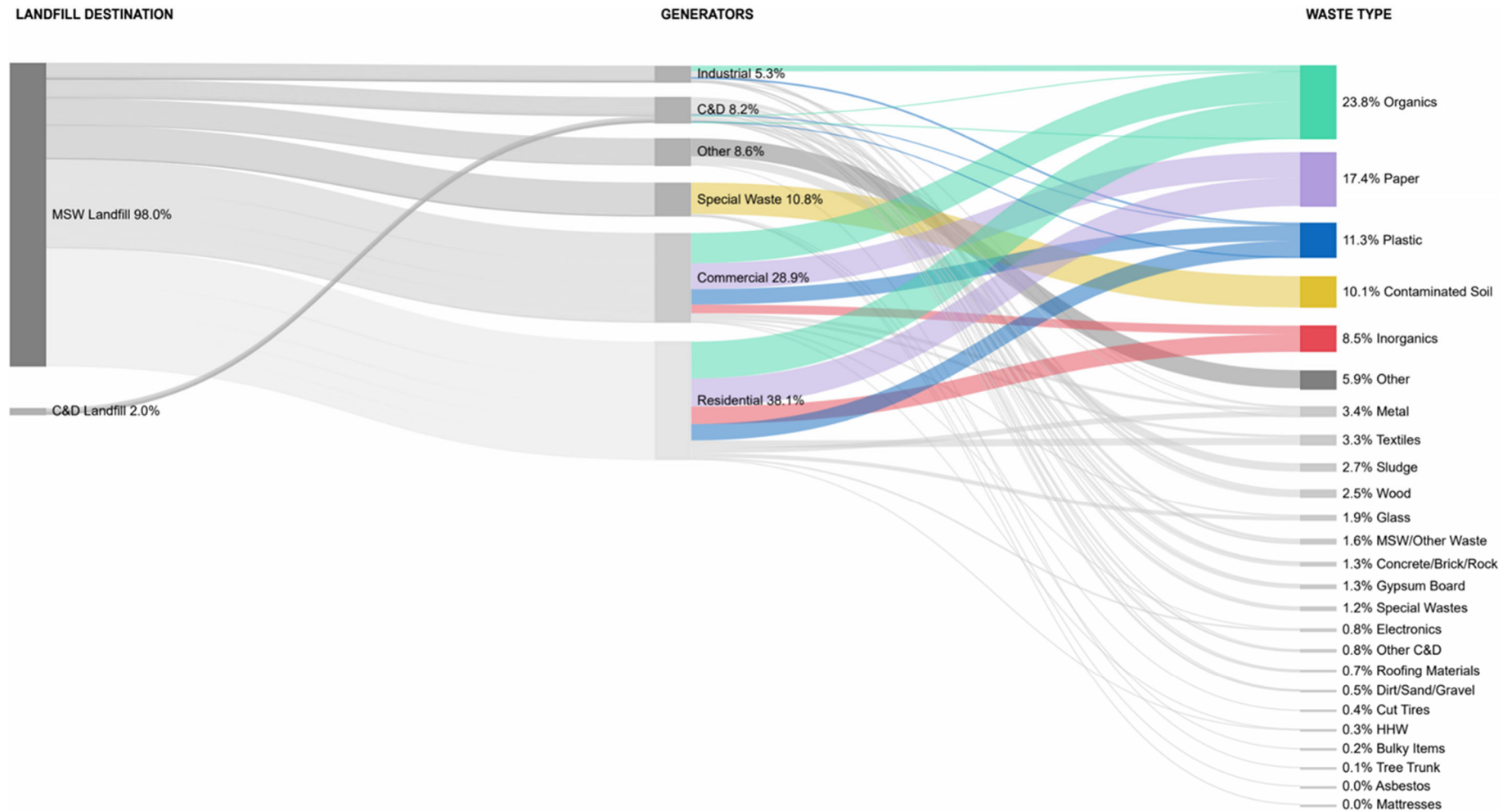
- **Demographic Differences.** Differences in waste composition by geographic region were evident, with the highest proportion of wastes generated in Large Metro areas. Consequently, the statewide waste composition results are weighted toward the Large Metro areas.

### 3.3.6 Waste Composition Evaluation

In 2023, 5,272,436 tons of waste were disposed of in sanitary and demolition landfills within the state. According to the 2017 waste composition study discussed in the previous sections, approximately 38 percent of the total state disposal tonnage is generated from the residential sector and almost 29 percent is generated from the commercial sector. The remaining 33 percent of material is generated from the combined industrial, special waste, C&D and “other” sectors.

Approximately 70 percent of landfill composition consisted of five primary waste types: organics, paper, plastics, contaminated soil, and inorganics. Organics comprised approximately 24 percent, followed by paper at 17 percent, and plastic at 11 percent. Figure 3-9 depicts these values from generator sectors and specific waste types disposed of at the landfill.

Figure 3-9: State of Missouri Waste Flow Diagram



## 4.0 Solid Waste Management Districts

---

Twenty Districts were established under the Missouri Solid Waste Management Law to support regional planning, encourage waste reduction, and help provide resources and guidance to promote diversion of materials from landfills. Each District employs a District planner responsible for the development and implementation of a solid waste management plan and distribution of resources. For this analysis, District information and planning documents were reviewed and District planners were interviewed to gather information regarding planning practices, funding allocations, facility locations, and general challenges.

### 4.1 District Funding

Districts receive annual funding through the Missouri Solid Waste Management Fund from the tonnage fees paid at Missouri landfills and transfer stations that transfer waste out of state. The MoDNR allocates funds to Districts based on a statutory formula that determines the amount of funding provided to each District. The two main criteria are highlighted below.

- 40 percent based on the population of each District in the latest 10-year census.
- 60 percent based on the amount of revenue generated within each District from the landfill tip fee, based on the previous year's data.

Districts utilize funds for District operations and grants to local governments, businesses, schools, sheltered workshops, and other entities to support public education efforts, infrastructure improvements, and other programs that align with the state's diversion goals.

The allocation formula is heavily weighted to the presence of landfills within a District. Districts with operational landfills are generally able to offer a wider range of diversion programs. In contrast, rural areas with lower population densities and without nearby landfills are allocated less funding, which contributes to their limited access to diversion services. To fill these gaps, less populated Districts often rely on municipally-supported or volunteer-run programs, such as sheltered workshops, to provide basic recycling services.<sup>23</sup>

### 4.2 District Evaluation

Each District was evaluated to gain an understanding of available infrastructure, services, programs, challenges and opportunities. Data was gathered through one-on-one interviews with the 20 District planners, review of District websites, publicly available data, and planning documents for each District. A detailed summary of the findings for each District are compiled in Appendix B.

#### 4.2.1 District Designations and Definitions

For this evaluation, Districts were designated as Large Metro, Small Metro or Rural based on city population and defined using the categories and definitions in Table 4-1. These designations were used to compare

---

<sup>23</sup> Sheltered workshops refer to occupation-oriented facilities operated by a not-for-profit corporation that employs persons with disabilities. Missouri. (2011). *Title XI Education and Libraries*. [Missouri Revisor of Statutes - Revised Statutes of Missouri, Section 178.900](#) RSMo.

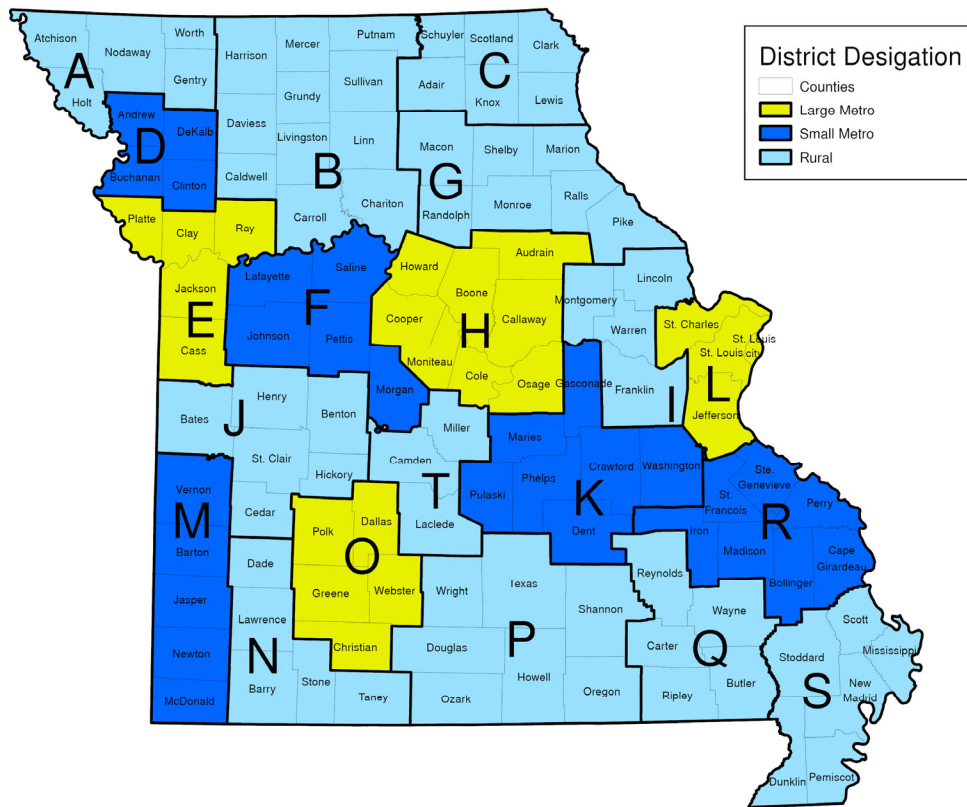
characteristics of each District such as number of available services, facilities, and common challenges and opportunities. Table 4-1 provides the established definitions used to classify Districts geographically.

**Table 4-1: Solid Waste Management District Designation Definitions**

District Designation	Definition
Large Metro	Districts with at least one City that has a population greater than 100,000
Small Metro	Districts with at least one City that has a population between 20,000 - 100,000
Rural	Districts without at least one City with a population greater than 20,000

The District’s boundaries and their designation are presented in Figure 4-1.

**Figure 4-1: Solid Waste Management District Designations**



The availability of services provided within a District was designated as abundant, common, limited, or none as defined in Table 4-2. These designations were applied to Districts as a whole, although it is important to note that Rural areas of most Large Metro and Small Metro Districts frequently are more aligned with designations of Rural Districts.

**Table 4-2: Service Availability Designation Definitions**

Designation	Definition
Abundant	Service availability is readily accessible or at least available within the District. Residents do not have a difficult time finding services to dispose of waste.
Common	Service availability is accessible in most areas of the District, but not all. Residents may have services available to them, but these services may be further away, available for limited hours, or other constraints contribute to availability.
Limited	Service availability is scarce across most, if not all areas of the District. Residents have a difficult time finding services to dispose of waste.
None	Service availability is non-existent in the area. Residents do not have access to the specific service.

When discussing facilities within each of the Districts, each type was categorized and defined by the definitions provided in Table 4-3.

**Table 4-3: Facility Definitions**

Facility Type	Definition
MSW Landfill	Permitted landfills actively accepting MSW. These facilities accept waste generated by households, businesses, institutions, and industrial sources.
C&D Landfill	Permitted landfills actively accepting C&D. These facilities commonly accept waste generated during the construction, renovation, or demolition of buildings, roads, and other infrastructure projects.
Transfer Station	Permitted facilities actively transferring solid waste. These facilities serve as a disposal checkpoint in the area, accepting waste from the direct vicinity in order to compile a large collection of material to transfer over long distances.
Material Recovery Facility (MRF)	Facilities receiving and mechanically sorting recyclable material for recovery purposes on a large scale. These facilities include larger processing operations compared to recycling drop-off facilities.
Recycling Drop Off & Sheltered Workshop	Facilities or designated locations to dispose of common recyclables such as paper, plastics, or cardboard. Little to no processing occurs at these locations, or processing is limited to manual sorting and baling. A recycling drop-off may be a roll-off container in a parking lot or container or a permanent building. Sheltered workshops refer to an occupation-oriented facility operated by a not-for-profit corporation that, aside from its staff, employ only persons with disabilities.
Compost Facility	Facilities where food scraps and/or yard waste are actively being decomposed through select processing methods (windrows, aerated static piles, or in-vessel systems). These are not areas where organic material is naturally decomposed without intervention.
Yard Waste Drop Off	Locations available for the disposal of yard waste such as grass trimmings, tree limbs, or landscaping material. These locations do not accept food waste and are not participating in active processing methods. Often, these locations will either allow material to naturally decompose over time or the responsible party will grind the material for resale.
HHW Facility/Trailer	Facilities or locations available to collect HHW. This category can include established facilities with regular working hours and space to store materials or established locations with an address that serve as a drop-off location and are later picked up by the responsible party for transport.

In addition to these facilities, Districts also noted community events for specific material types and access to disposal for other difficult-to-recycle materials such as food waste, glass, electronic waste (e-waste), and tires. These events and services were characterized with either a yes or no for availability within the District. The following definitions were established for those material types and are provided in Table 4-4.

**Table 4-4: Events and Services Definitions**

<b>Events/Services</b>	<b>Definition</b>
Food waste diversion availability	The ability of residents to dispose of food waste at either a designated facility or event(s).
HHW events	The availability of events to collect HHW within the District. This definition is specific to one-time or annual HHW-specific events available to residents and is distinguished from a permanent collection facility that regularly accepts HHW.
Tire Recycling Facility	The availability of locations for residents to dispose of tires for recycling.
Glass recycling availability	The availability for residents to dispose of glass at either a designated facility or event(s).
E-waste recycling availability	The availability for residents to dispose of e-waste at either a designated facility or event(s).

#### **4.2.2 District Facilities and Services Overview**

A comprehensive summary of facilities and services across the state as of July 2024 is provided in Table 4-5. The information is organized by District designation and population and presents the number of each type of facility and service. Large Metro Districts have more infrastructure and services, followed by Small Metros having a moderate amount, and Rural districts having a limited amount. Large Metro Districts support the greatest number of disposal and processing facilities and are the only areas where C&D landfills are located. Small Metro Districts have moderately available disposal and recycling infrastructure, and more limited infrastructure for yard waste, food waste, and HHW. The infrastructure availability in Rural Districts is reduced proportionate to population, and no landfills are located in these Districts. Education and outreach efforts vary across all Districts, with each responsible for developing and implementing its own initiatives, often requiring significant time and resources. Sections 5.0 through 10.0 provide detailed analyses of collection infrastructure, facilities and services.

Table 4-5: Summary of District Facility and Service Infrastructure as of July 2024

District	District Designation	Total District Population	MSW Landfill	C&D Landfill	Transfer Station	MRF (Mechanical Sort)	Recycling Drop Off & Manual Sort	Compost Facility	Yard Waste Drop Off Site	Food Waste Availability	HHW Facility/Trailer	HHW Event	Tire Recycling Facility	Glass Recycling Availability	E-waste Recycling Availability	No. of Services in District
E	LM	1,208,239	1	1	8	4	13	5	8	Y	2	14	3	Y	Y	59
L	LM	1,937,704	1	1	9	4	7	10	4	Y	4		1	Y	Y	41
H	LM	386,135	2		3	2	11	2	3	Y	4			Y	Y	27
O	LM	475,432	1		2	5	7	2	3	Y	1		1	Y	Y	22
D	SM	135,141	1				6		2		2	1		Y	Y	12
F	SM	174,316	2		4		4	2	4		5				Y	21
K	SM	182,810	2		3		5	1	2		2			Y	Y	15
M	SM	236,056	1		2	2	11	2	1		1			Y	Y	20
R	SM	218,797			6		5					1			Y	12
A	R	38,904			1		4		1		1		1	Y	Y	8
B	R	91,762			3		5					1			Y	9
C	R	54,472	1				5		1		1					8
G	R	111,161	2		1		6		2		1		1	Y	Y	13
I	R	211,110	1		1		5		1			1		Y	Y	9
J	R	89,133			3		11		2				1	Y	Y	17
N	R	167,246			4		7	4	1	Y	2			Y	Y	18
P	R	118,222	1		2		4		1		1		1	Y	Y	10
Q	R	75,081			1		2		1							4
S	R	139,686	1		3		22	1	3						Y	30
T	R	103,506			4		3		2		1				Y	10



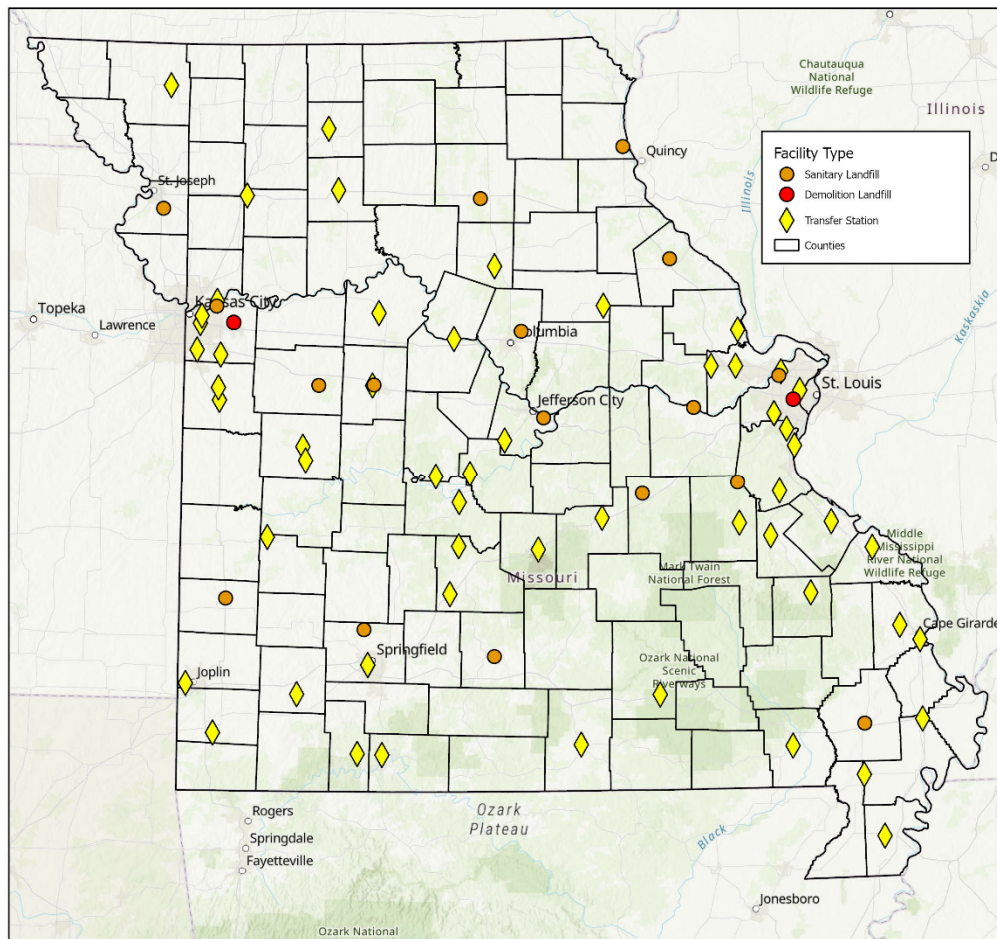
## 5.0 Trash Collection and Disposal

Effective trash collection and disposal systems are foundational to a functioning solid waste management program. Waste services and facility infrastructure support the movement of waste and play a critical role in ensuring safe and efficient management of waste materials. This section provides an overview of established infrastructure, waste sheds across the state, and an analysis of services and infrastructure as they pertain to District designations.

### 5.1 Transfer and Disposal Infrastructure

Landfills and transfer stations are permitted by MoDNR. The majority of landfills in the state are permitted as MSW landfills with only two permitted C&D landfills. However, due to the regulations, there is not a significant financial advantage to segregating MSW and C&D materials, so MSW landfills routinely accept C&D material as well. A map of the location of each of the permitted landfills and transfer stations is presented in Figure 5-1. Appendix C provides a list of facility infrastructure including the facility name, location and District.

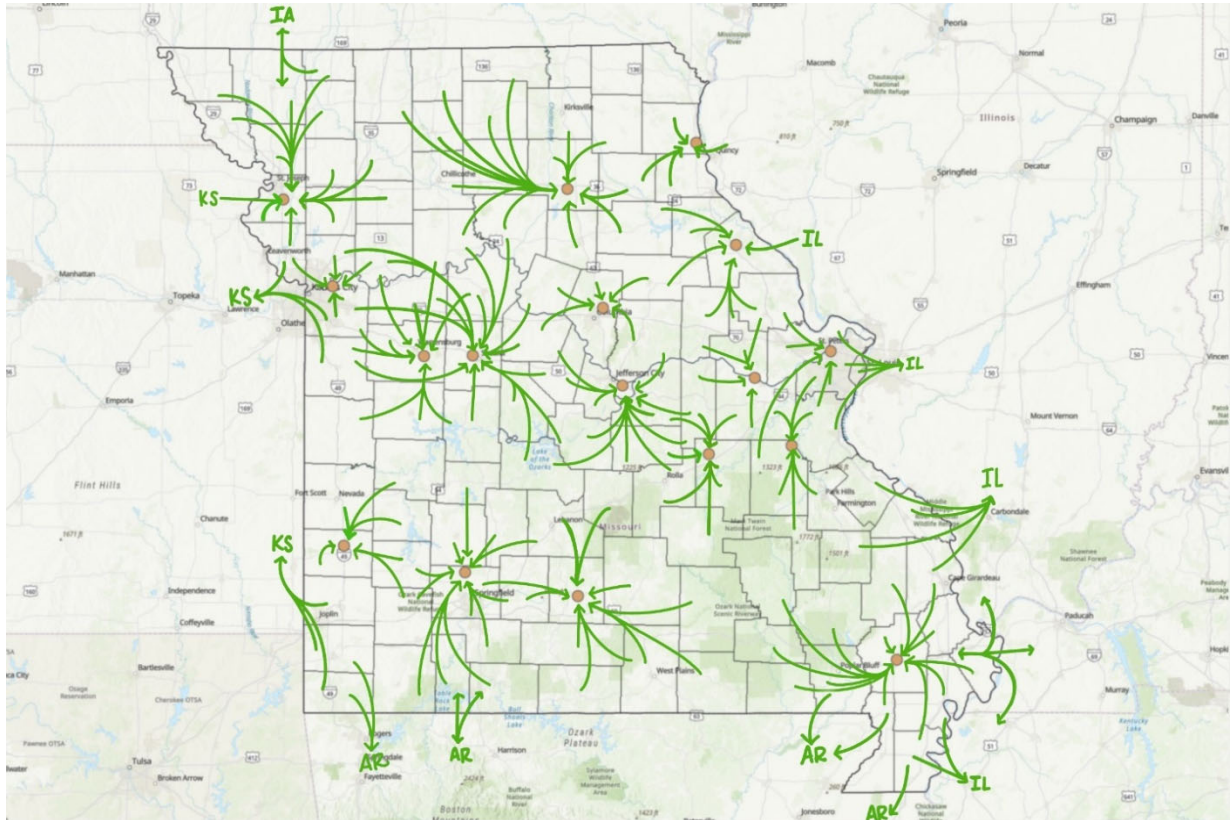
**Figure 5-1: Sanitary Landfill, Demolition Landfill, and Transfer Station Locations as of July 2024**



## 5.2 Waste Sheds

A waste shed is the geographic area from which waste is captured at a disposal or processing facility. Understanding how solid waste moves from communities, via haulers and transfer stations, to landfills is meaningful in evaluating the current transfer and disposal system. There is not an existing data set of waste sheds for the state. Based on input provided by District planners during interviews, as well as insight from MoDNR, an analysis of waste sheds as they are currently understood was developed and presented in Figure 5-2.

**Figure 5-2: Missouri Waste Sheds as of July 2024**



## 5.3 Trash Collection System Analysis

The trash system was evaluated on the availability of collection services and drop off services for each district designation and summarized in Table 5-1.

**Table 5-1: Trash System Evaluation**

District Designation	Trash Collection	Trash Transfer and Disposal
Large Metro	Abundant	Abundant
Small Metro	Abundant	Abundant
Rural	Common	Common

**Large Metro Districts.** Large Metro Districts have abundant access to curbside trash collection services and infrastructure. Availability of curbside trash collection services varies by community and are provided through either a municipally-provided service, an organized contract, or on the open market. Transfer and disposal infrastructure is heavily concentrated in Large Metro and Small Metro areas.

**Small Metro Districts.** Small Metro Districts have abundant access to curbside trash collection services and infrastructure. Availability of curbside trash collection services varies by community and are provided through either a municipally-provided service, an organized contract, or on the open market. Transfer and disposal infrastructure is heavily concentrated in Large Metro and Small Metro areas.

**Rural Districts.** Rural Districts have variable access to curbside trash collection services and infrastructure. Most communities have some type of access to curbside trash collection services, but how it is provided varies by community – it is often open market and is rarely municipally- provided or by organized contract. Availability and frequency of both collection service and available drop-off locations is scarce in heavily Rural areas of a District.

A summary of the system challenges for Large, Small, and Rural districts is summarized in Table 5-2.

**Table 5-2: Trash System Challenges**

System Challenges	LG	SM	R
Largely dependent on the private sector for collection, transfer, and disposal	♦	♦	♦
Services vary across the state depending on open market or organized collection	♦	♦	♦
Burning of municipal solid waste is common			♦

## 5.4 Landfill Capacity Analysis

Landfills play a central role in the management of solid waste. A statewide landfill capacity analysis was performed to inform regional planning and state and local solid waste permitting activities. The analysis evaluated landfill closure dates by location to identify potential areas within the state that have the greatest need for additional landfill disposal capacity. As landfills reach capacity and close over time, surrounding landfills will assumably receive additional waste, accelerating their closure date. This analysis includes 17 MSW landfills and two C&D landfills. This does not address abandoned or closed landfills.

### 5.4.1 Landfill Capacity Data

The landfill capacity analysis used publicly available data including permitted airspace, remaining capacity, annual tonnage, and population. Landfills are required to report annual tonnage and projected capacity data to the MDNR.<sup>24 25</sup> Because annual tonnages vary on an annual basis, the analysis used the three-year average from 2021 to 2023 as the baseline tonnage for each landfill. Tonnage data was converted to cubic yards based on the compaction rate for each landfill to present the annual fill rate. Table 5-3 presents the average

<sup>24</sup> Missouri Department of Natural Resources, Waste Management Program. 2018 – 2023 Tonnage Reported and Fees Paid by Facility. <https://dnr.mo.gov/document-search/sanitary-landfills-tonnage-reported-tonnage-fees-paid>

<sup>25</sup> Fitch, Charlene S. Missouri Department of Natural Resources, Waste Management Program. “Remaining Airspace in Missouri Sanitary Landfills” Presentation 2023.

annual fill rate and remaining capacity data in cubic yards (CY) for each landfill. This data is used as the assumed baseline.

**Table 5-3: State’s Landfills’ Fill Rate and Remaining Capacity as of 2023**

Landfill Name	Owner	3-Year Average Annual Fill Rate (CY)	Remaining Capacity (CY) as of Dec. 31st, 2023
BFI - Backridge Sanitary Landfill	Republic Services	100,000	554,200
Black Oak Recycling & Disposal Facility	GFL Environmental USA Inc.	341,200	1,336,200
Central Missouri Landfill, Inc.	GFL Environmental USA Inc.	807,100	5,458,300
City of Washington (Struckhoff) Sanitary Landfill	City of Washington	41,300	203,000
Columbia Sanitary Landfill	City of Columbia	271,800	1,565,900
Courtney Ridge Recycling & Disposal Facility	Republic Services	668,700	14,693,900
Eagle Ridge Sanitary Landfill	Meridian Land Company, LLC	386,000	23,996,000
IESI MO Champ Landfill, LLC	Waste Connections	1,125,200	87,596,000
IESI Timber Ridge Landfill	Waste Connections	277,400	14,722,700
Jefferson City Sanitary Landfill	Republic Services	205,400	1,396,900
Lemons Landfill	Republic Services	265,600	8,016,700
Maple Hill Landfill	Waste Management	204,300	12,136,400
Pink Hill Acres Demo Landfill	Pink Hill Acres, Inc.	51,500	930,600
Prairie Valley Sanitary Landfill	Swinger Sanitation	127,500	1,850,700
Prairie View Regional Waste Facility	Republic Services	606,900	6,911,000
Rock Hill Quarry Company Demo Landfill	Rock Hill Quarry Company	94,300	444,900
Show Me Regional Sanitary Landfill	Republic Services	139,900	3,557,700
Springfield Sanitary Landfill	City of Springfield	299,100	32,469,700
St. Joseph City Sanitary Landfill	City of St. Joseph	276,500	8,184,800

#### 5.4.2 Methodology and Assumptions

The landfill capacity analysis includes key assumptions regarding projected annual waste and compaction rates. There are a substantial number of unknown factors that could impact landfill capacity that may occur but may not be captured in the assumptions included in this analysis (e.g., a natural disaster). The following assumptions were applied to the analysis:

- Baseline annual waste acceptance. The assumed baseline annual waste acceptance rate for each landfill is based upon the most recent 3-year average including 2021, 2022, and 2023.
- Population growth. Population projections from the MERIC were utilized, as discussed in Section 3.1.<sup>26</sup> Population in the state is expected to grow at a rate of 0.27 percent annually. This analysis assumes that waste generation in the state increases based on population growth.
- Landfill closures and redirection. The analysis assumes that all waste currently disposed in the state is redirected to other available landfills in the state once a landfill reaches capacity.

<sup>26</sup> Missouri Economic Research and Information Center. Population and Employment Forecast. <https://meric.mo.gov/data/population/data-series>



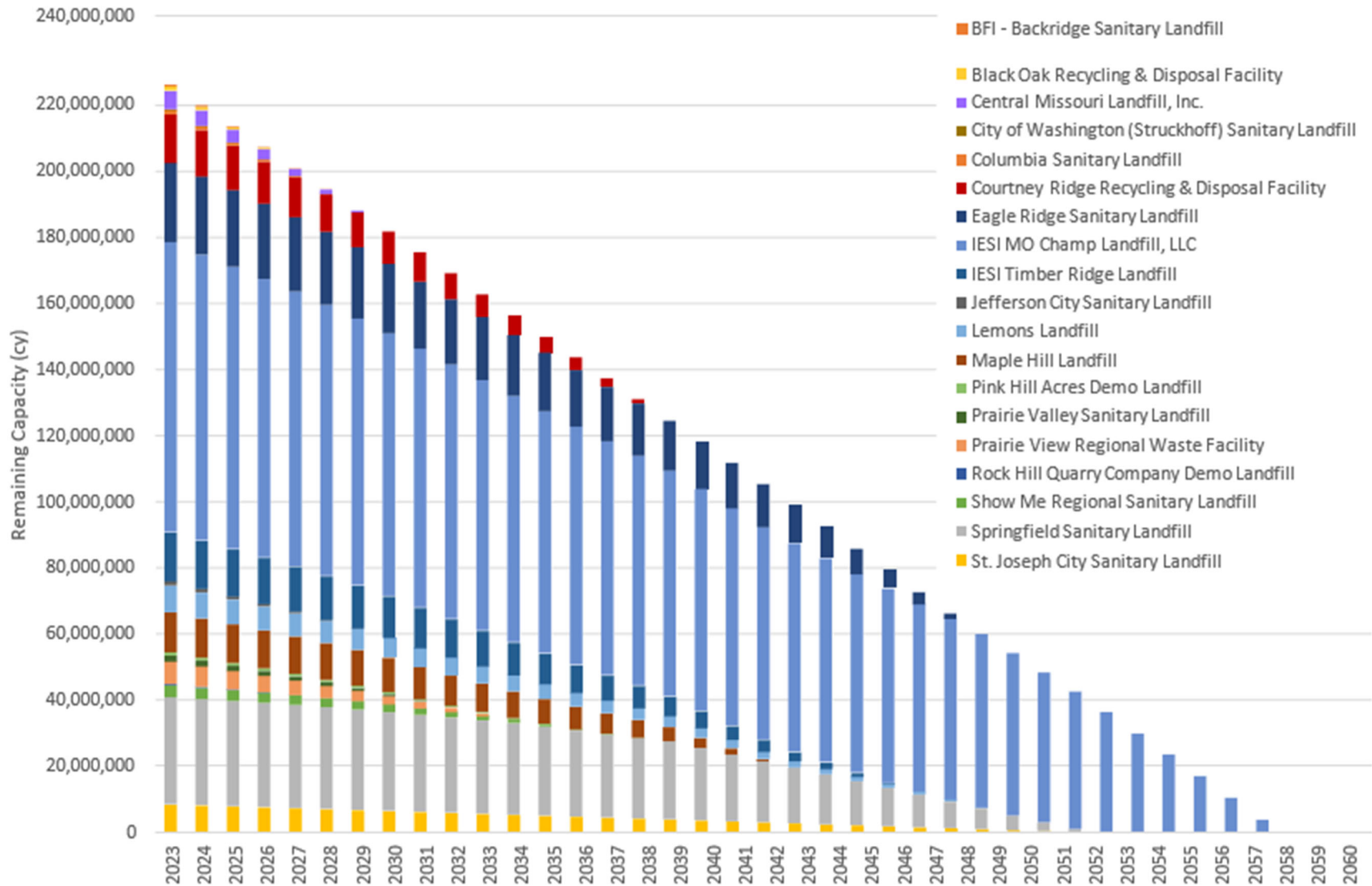
Assumptions about the landfills that would receive redirected waste were based on ownership, proximity, population density, and locations of transfer stations. While these assumptions do not impact overall landfill capacity for the state, fill rates for individual landfills are affected by assumptions on redirection of waste. Appendix D provides the assumptions on the percentages of waste from each landfill that are redirected to other landfills upon closure.

- **Compaction rates.** Landfill data is reported by weight in tons and capacity is calculated by volume in cubic yards. A compaction rate for each landfill was calculated based on historical tons per cubic yard. Compaction rates vary between landfills based on equipment selection, operating procedures, and material composition. This analysis assumes that compaction rates remain constant at each landfill over its remaining capacity.
- **Subsidence.** Some settling and compression of waste, or subsidence, occurs naturally over time. This natural subsidence can be influenced by weight of overlying waste material, compaction rates achieved at the time of initial waste placement, settling, or natural decomposition related to the physical breakdown of material. Subsidence rates vary significantly from site to site and are not included in the assumptions of this analysis.
- **Waste diversion.** Waste that is redirected to recycling or compost facilities as opposed to traditional landfilling is considered waste diversion. There are many forms of waste diversion efforts already occurring within the state. Additional waste diversion beyond the current activity is not included in the assumptions of this analysis.
- **Maximum annual permitted acceptance.** State regulatory agencies often include maximum annual acceptance as part of a landfill permit. This analysis did not apply any maximum annual acceptances and assumes that landfills will be permitted to accept as much volume as is generated for disposal.
- **Landfill acceptance area.** Missouri landfills can and do accept waste from surrounding states. This analysis includes all existing waste disposed in landfills in the state regardless of origin and does not account for waste leaving the state.
- **Construction and demolition landfills.** C&D landfills are limited to accepting C&D materials. For the purposes of this analysis, when the C&D landfills reach capacity, material was redirected to surrounding MSW landfills which currently comingle C&D and MSW.
- **Expanded capacity scenarios.** This analysis did not include unpermitted expanded capacity for any of the landfills. However, it should be noted that there are landfills currently in the process of permitting additional capacity including the Columbia Sanitary Landfill.
- **Proposed Landfills.** This analysis only considered currently permitted landfills and did not consider any proposed landfills. However, it should be noted that the proposed Presidio Landfill is currently in the permitting process.
- **Waste generation rates.** This analysis did not incorporate changes in waste generation rates per capita.

### 5.4.3 Landfill Capacity Closure Analysis

The landfill capacity analysis indicates the state has 33 complete years of landfill capacity remaining in existing permitted landfills and anticipates a final available capacity year of 2059. Nine landfills are projected to reach capacity within the next 10 years (by 2035) which represents 58 percent of the state's total annual disposal tonnage. Thirteen of the 19 landfills are projected to reach capacity in the next 20 years (by 2045). A detailed graph showing the remaining capacity by year for each landfill based on this analysis is presented in Figure 5-3.

Figure 5-3: Remaining Capacity as of 2023



The landfill closure year for each of the landfills is presented in Table 5-4, including both the permitted closure year assuming no redirection of waste, and the closure year based on modeling redirection in this analysis. The landfills are listed in order of closure based on the modeled closure year. The redirection of material primarily impacts landfills with more capacity in later years.

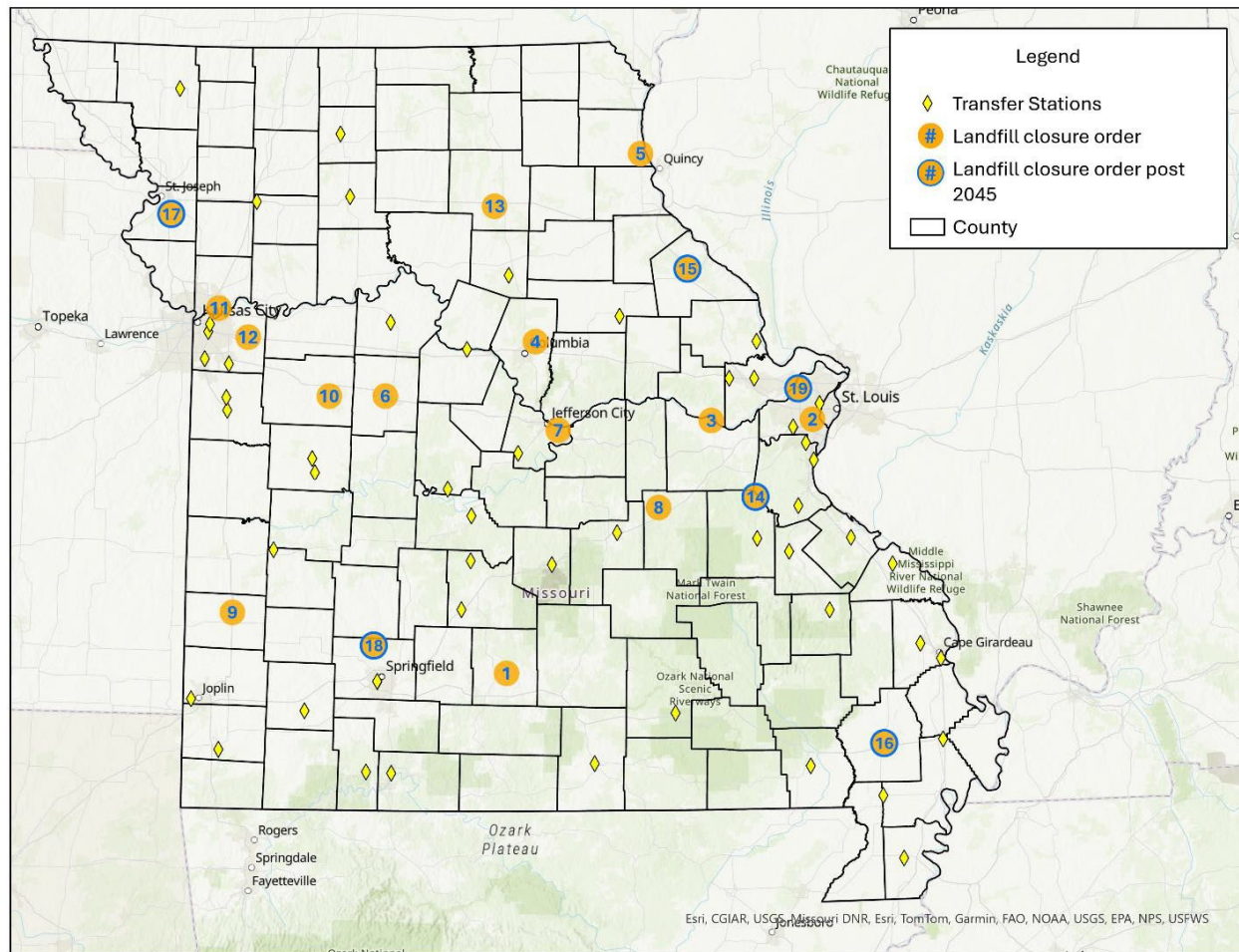
**Table 5-4: Landfill Final Closure Years**

Landfill Number on Figure 5-4	Landfill	Permitted Closure Year (No Redirection)	Modeled Closure Year (with Redirection)	3-Year Average Annual Tonnage
1	Black Oak Recycling & Disposal Facility	2028	2028	302,500
2	Rock Hill Quarry Company Demo Landfill	2028	2028	82,500
3	City of Washington (Struckhoff) Sanitary Landfill	2028	2028	23,900
4	Columbia Sanitary Landfill	2029	2029	198,700
5	BFI - Backridge Sanitary Landfill	2029	2029	76,800
6	Central Missouri Landfill, Inc.	2030	2030	596,700
7	Jefferson City Sanitary Landfill	2031	2030	170,600
8	Prairie Valley Sanitary Landfill	2038	2032	92,100
9	Prairie View Regional Waste Facility	2035	2035	547,500
10	Show Me Regional Sanitary Landfill	2051	2037	119,200
11	Courtney Ridge Recycling & Disposal Facility	2045	2039	667,200
12	Pink Hill Acres Demo Landfill	2040	2041	20,300
13	Maple Hill Landfill	2085	2043	137,900
14	IESI Timber Ridge Landfill	2079	2047	193,900
15	Eagle Ridge Sanitary Landfill	2086	2049	224,700
16	Lemons Landfill	2054	2050	224,100
17	St. Joseph City Sanitary Landfill	2053	2052	205,900
18	Springfield Sanitary Landfill	2128	2053	365,500
19	IESI MO Champ Landfill, LLC	2098	2059	969,900

#### 5.4.4 Landfill Capacity Evaluation

By the end of 2030, six landfills are projected to reach capacity even in the absence of redirection (Black Oak, Rock Hill, City of Washington, Columbia, BFI-Backridge, and Central Missouri). Together, these six landfills comprise nearly 25 percent of all waste accepted in the state, and most of these six landfills serve densely populated areas of the state. By the end of 2035, an additional three landfills are projected to reach capacity, Jefferson City, Prairie View, and Prairie Valley. Figure 5-4 summarizes the order in which landfills are projected to close based on the redirection. The first landfill to reach capacity is designated with a “1”, and the last landfill to reach capacity is designated with a “19”. Landfills whose numbers are circled are those that are projected to reach capacity beyond 2045.

Figure 5-4: Order of Landfill Closures



The following is a discussion of the nine landfills projected to close within the next 10 years.

1. The Black Oak Landfill, located in the south-central part of the state, receives approximately 300,000 tons per year and receives waste from 11 counties through a network of transfer stations. The Black Oak Landfill, projected to reach capacity in 2028, will remove a critical disposal option for a large population in a vast area. Stakeholders should consider evaluating alternative disposal options in District P, such as additional landfill capacity or a transfer station as there are limited landfills in close proximity.
2. Rock Hill Landfill, located in the St. Louis region, accepts approximately 80,000 tons per year of C&D waste. The closure of the Rock Hill Landfill in 2028 does not pose significant concern, as there are nearby landfills that accept C&D material and have significant capacity.
3. The City of Washington Landfill is located west of St. Louis and serves a small population receiving around 24,000 tons of waste annually. Stakeholders may consider expanding capacity at the existing landfill or a transfer station to continue to serve the District I area.
4. The Columbia Sanitary Landfill is located in central Missouri and receives approximately 200,000 tons per year. While it is projected to reach capacity in 2029, it is currently going through the permitting process to add a significant amount of capacity. The additional capacity was not

confirmed at the time of this analysis and therefore was not factored into this analysis, but it would be significantly beneficial to continue to provide disposal capacity to the region.

5. The BFI - Backridge Sanitary Landfill, located in northeast Missouri and projected to reach capacity in 2029, receives approximately 77,000 tons per year and serves several surrounding counties through a network of transfer stations. While this analysis did not consider redirection of waste leaving the state, this landfill is located near the border and options may exist outside the state for disposal. Stakeholders should consider evaluating disposal options such as additional landfill capacity or a transfer station in District C.
6. The Central Missouri Landfill, located east of the Kansas City region in District F, receives the fourth highest volume of waste annually of all landfills, accepts waste from 14 counties, and represents 11 percent of the state's total waste disposed by tonnage. The Central Missouri Landfill reaches capacity in 2030. The proposed Presidio Landfill, currently engaged in the permitting process, is located near Central Missouri Landfill. As discussed in Section 5.4.2, the proposed Presidio Landfill is projected to have significant capacity to serve the region if approved
7. The Jefferson City Landfill located in central Missouri District H manages approximately 170,000 tons annually and is projected to reach capacity in 2030. This landfill serves the state's capital, Jefferson City and the surrounding communities through a network of transfer stations. The four next closest landfills are all projected to reach capacity within the same period or sooner. Districts Stakeholders should consider alternative disposal options such as additional landfill capacity or transfer stations to continue to serve Districts F, H, K and T.
8. Prairie Valley Landfill, located in central Missouri, receives approximately 92,000 tons annually and is projected to reach capacity in 2032. This landfill is the first in the analysis to have capacity significantly reduced due to redirection of waste from surrounding landfills within 5 years. Stakeholders should consider evaluating disposal options such as additional landfill capacity or a transfer station in District K.
9. Prairie View Regional Sanitary Landfill is located in south-west Missouri and receives approximately 547,000 tons of material annually, comprising 10 percent of the state's disposal by tons. Prairie View serves Districts M, J, and N as well as across the state line in Kansas and is projected to reach capacity in 2035. While this analysis did not consider redirection of waste leaving the state, this landfill is located near the border and options may exist in Kansas, Oklahoma or Nebraska for disposal. Stakeholders should consider evaluating disposal options such as additional landfill capacity or a transfer station in these districts.

Additional key findings from the landfill capacity analysis are as follows.

- An additional four landfills, for a total of 13 out of 19, are projected to reach capacity within 20 years, by 2045. This represents a total of 81 percent of the states total disposal capacity and raises significant concern for needed additional capacity and waste reduction strategies.
- The IESI MO Champ and Springfield Sanitary Landfills have the most capacity currently available. The IESI MO Champ and Springfield Landfills have projected closure dates of 2098 and 2128, respectively, without redirection, and have projected closure dates of 2059 and 2053, respectively, with the redirection of waste assumed in this analysis. The significant reduction in capacity is due to nearly all the state's waste being redirected to these two landfills in the future, which is highly unlikely to occur. More realistically, the state will permit additional landfill capacity.
- There is limited time, 5 to 10 years, to plan for a future solid waste management system in many areas. Solid waste facilities including landfills and transfer stations involve a rigorous permitting

process that requires a minimum of five years but more likely, takes 10 years or more.<sup>27</sup> The appropriate amount of time should be allotted to plan, permit, and develop solid waste infrastructure to serve the state.

- As landfills reach capacity and close, the solid waste system will become more reliant on existing or new transfer stations.
- Recycling and composting infrastructure and activities contribute to the diversion of waste from landfill disposal. Waste reduction and minimization can impact the waste generated for landfill disposal and provide beneficial reuse of materials, reduce the environmental impact, and lengthen the capacity of landfills.

---

<sup>27</sup> Missouri Department of Natural Resources. Solid Waste Landfill Permits webpage. Accessed December 27, 2023. <https://dnr.mo.gov/waste-recycling/business-industry/permits-licenses-registrations-fees/solid-waste/landfills>



## 6.0 Recycling Collection and Diversion

---

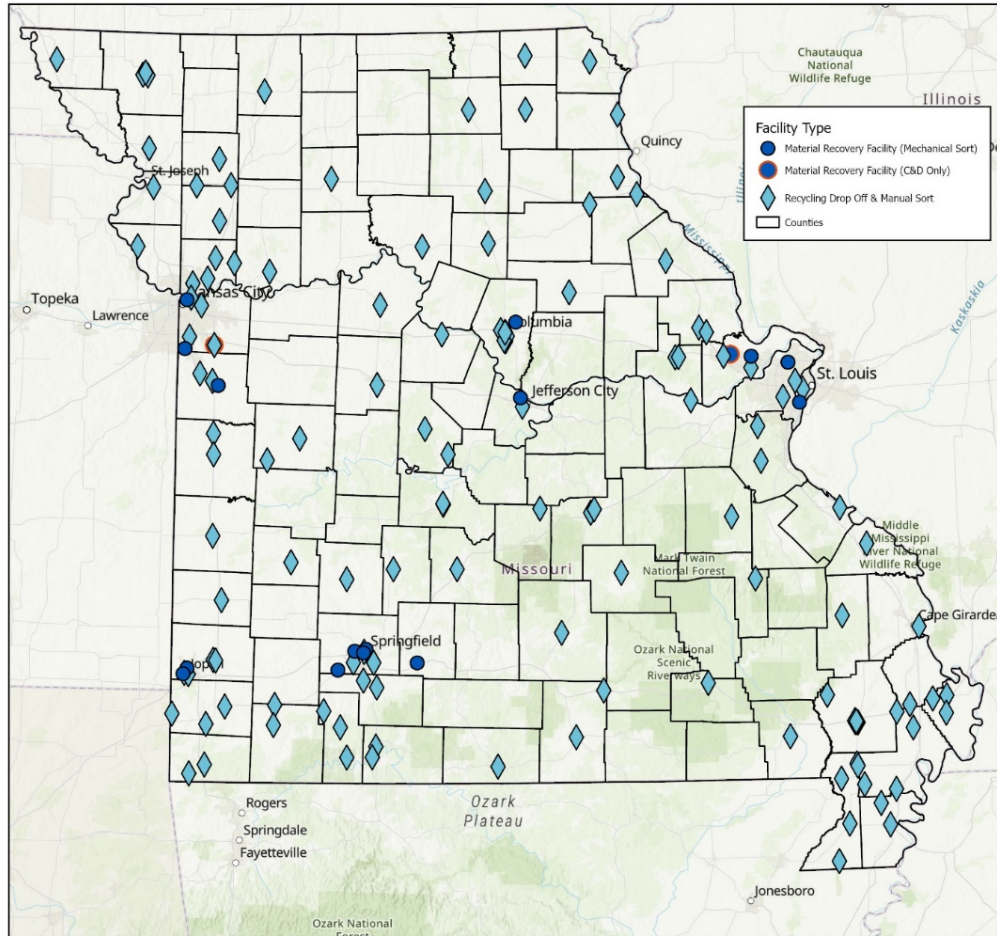
Recycling collection and diversion play a critical role in reducing the volume of waste sent to landfills and recovering valuable materials for reuse. Across the state, a range of programs and infrastructure support the separation, collection, and movement of recyclable materials from drop-off containers to processing facilities. Understanding these systems helps assess opportunities for improving diversion rates and strengthening the overall recycling network. This section provides an overview of established recycling infrastructure and an analysis of the recycling system relating to District designations.

### 6.1 Recycling Drop Off and Processing Infrastructure

A comprehensive list of recycling collection and processing facility locations was developed based on input provided by District planners during interviews and desktop verification. As defined in the previous section, a recycling drop-off may be a roll-off container placed in a parking lot or a permanent facility. Little to no processing occurs at these locations, or minimal processing occurs by manual sorting and baling. A MRF is defined as a facility receiving and mechanically sorting recyclable material for recovery purposes on a large scale. A map of the location of each of the recycling collection and processing locations is presented in Figure 6-1. Appendix C provides a list of facility infrastructure including the facility name, location and District.



**Figure 6-1: State MRF and Recycling Drop Off Locations as of July 2024**



## 6.2 Recycling System Analysis

The recycling system was evaluated on the availability of collection services, drop off services, and processing infrastructure for each District designation and summarized in Table 6-1.

**Table 6-1: Recycling System Evaluation**

District Designation	Recycling Collection	Recycling Drop Off	Recycling Processing
Large Metro	Abundant	Abundant	Abundant
Small Metro	Common	Common	Limited
Rural	Limited	Limited	Limited

**Large Metro Districts.** Large Metro Districts have abundant access to services and infrastructure. Availability of curbside recycling collection services varies by community and are provided through a municipally provided service, an organized contract, or on the open market. Recycling collection service is either provided to all customers as part of the service or available as an optional service for a fee. Recycling drop off services are abundant and typically provided by municipalities, Districts, or non-profit organizations

such as sheltered workshops. Recycling processing MRF infrastructure is heavily concentrated in Large Metro areas and serve as the predominant resources for the recovery of recyclable materials across the state.

It is important to note that the City of Columbia experienced a severe weather event that led to complete destruction of its MRF, impacting the City’s ability to provide services for an undetermined period.<sup>28</sup>

**Small Metro Districts.** Small Metro Districts have variable access to curbside recycling collection. Curbside recycling collection services are provided through a municipally provided service, an organized contract, or on the open market. Recycling collection service is either provided to all customers as part of the service, available as an optional service for a fee, or not available at all. Recycling drop off services are common and typically provided by municipalities, Districts, or non-profit organizations such as sheltered workshops. Recycling processing MRF infrastructure is largely unavailable, and recyclable materials must be transported outside the District to be processed.

**Rural Districts.** Rural Districts have much more limited recycling infrastructure. Very few communities have access to recycling collection, if at all. Limited recycling drop off services are typically provided by municipalities, Districts, or non-profit organizations such as sheltered workshops. There is no processing MRF infrastructure and the significant haul distance to MRFs makes delivering recyclable materials much more costly. Low population density and limited collection and drop off services results in low density of materials which makes recycling less economically viable.

A summary of the system challenges for Large, Small, and Rural districts is summarized in Table 6-2.

**Table 6-2: Recycling System Challenges**

System Challenges	LG	SM	R
Collection service availability varies depending on open market or organized collection	♦	♦	♦
Limited/ no collection service availability			♦
Limited/no recycling processing infrastructure		♦	♦
Limited economies of scale and distance to processing facilities/end markets		♦	♦
Recycling struggles to compete with low landfill tipping fees	♦	♦	♦
Historical reliance on sheltered workshops, municipal funding, and District funding for recycling programs	♦	♦	♦
No state regulations for processing facilities or data reporting requirements	♦	♦	♦
Limited/no regulatory or state financial support for diversion (EPR, material bans, funding)	♦	♦	♦
Lack of informed community		♦	♦

<sup>28</sup> Material Recovery Facility. City of Columbia. Accessed May 2025, from [Material Recovery Facility - City of Columbia Missouri](#)



## 7.0 Yard Waste and Food Waste Collection and Diversion

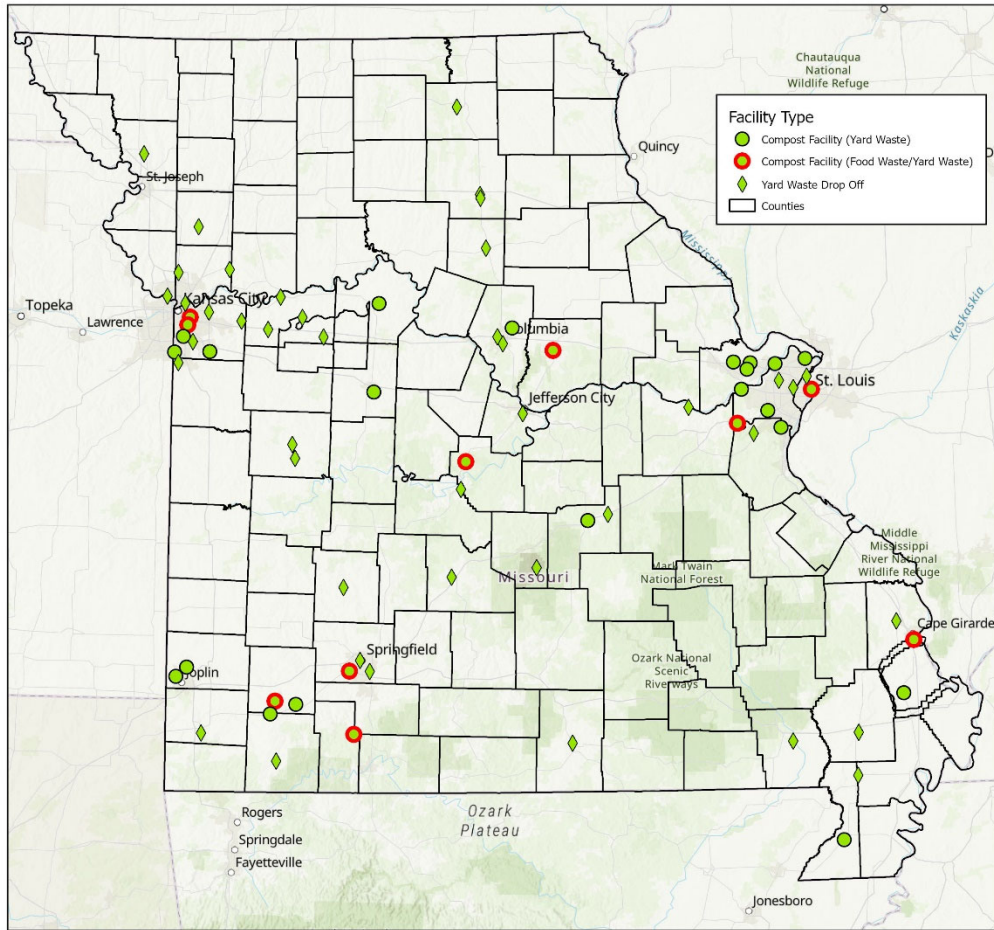
---

Organics collection and processing infrastructure is essential for minimizing the environmental effects of landfills, prolonging their lifespans, and reclaiming valuable nutrients for more beneficial uses. Yard waste has been restricted from landfill disposal in the state since 1990, spurring various programs and facilities to support the diversion of organic waste. Gaining insight into these systems is key to identifying opportunities to enhance diversion rates and reinforce the broader organic materials management network. This section offers an overview of current yard and food waste infrastructure and evaluates how this system aligns with District designations.

### 7.1 Organics Infrastructure

A comprehensive list of organics collection infrastructure and processing facility locations was developed based on input provided by District planners during interviews and desktop verification. As defined in the previous Section 4.2.1, a compost facility is a permanent facility where food or yard waste is actively processed to promote decomposition, rather than naturally decomposing without intervention. A yard waste drop off is defined as a location available for the disposal of grass trimmings, tree limbs, or landscaping material. These locations do not accept food waste and are not conducting active processing; instead, the material is ground for resale, naturally decomposed, or burned. A map of the locations of each of the organics collection and processing locations is presented in Figure 7-1. Appendix C provides a list of facility infrastructure including the facility name, location and District.

**Figure 7-1: State Organics Drop Off and Processing Infrastructure as of July 2024**



## 7.2 Organics System Analysis – Yard Waste

The organics system was evaluated on the availability of yard waste collection services, drop off services, and processing infrastructure for each District designation and summarized in Table 7-1.

**Table 7-1: Yard Waste System Evaluation**

District Designation	Yard Waste Collection	Yard Waste Drop Off	Yard Waste Processing
Large Metro	Common	Abundant	Common
Small Metro	Limited	Limited	None
Rural	Limited	Limited	None

**Large Metro Districts.** Large Metro Districts have variable access to yard waste diversion services. Drop offs are abundant and are typically sponsored by municipal governments in response to the ongoing landfill ban of this material. Collection service is common in the highly populated cities of Large Metro Districts where generator density contributes to economic viability for haulers. Yard waste collection may be performed regularly or, more commonly, on a seasonal basis. This can be either a standard offering for all customers or optional service for an additional fee through municipally provided service, an organized contract, or on the



open market. Yard waste processors often rely on unaffiliated haulers for their feedstock and therefore strategically site their facilities in denser areas of material generation. This is demonstrated by the siting of 60 percent of the state’s yard waste composting infrastructure in Large Metro Districts.

**Small Metro Districts.** Small Metro Districts have limited access to yard waste diversion services. Processing infrastructure is limited and Small Metro composting facilities only account for 20 percent of the state’s network. Collection service is limited without the facilities in place to handle this material. Yard waste drop offs, though also limited overall, are the most widely available service in these Districts. However, because processing facilities are rare, these sites commonly serve as long term storage or burn piles for the diverted material. Exceptions include several municipalities within Small Metro Districts, like Sedalia, Joplin, and Rolla, each providing robust beneficial yard waste diversion programs.

**Rural Districts.** Rural Districts are the most limited in organized yard waste diversion opportunities. The lack of population density drastically reduces the feasibility of both collection and processing infrastructure. Like Small Metro Districts, Rural Districts contain about 20 percent of the state’s yard waste processing facilities. Most of these facilities, though located within Rural Districts, are strategically sited near Large Metro Districts that can provide a larger stream of material for processing. Yard waste collection does occur near these processing facilities, but much of these Districts’ material is managed by individual generators or through rare drop off sites. Similar to Small Metro Districts, the lack of organized processing options may lead to passive stockpiling or burning of this material to abide by the landfill ban.

### 7.3 Organics System Analysis – Food Waste

The organics system was evaluated on the availability of food waste collection services, drop off services, and processing infrastructure for each District designation and summarized in Table 7-2.

**Table 7-2: Food Waste System Evaluation**

District Designation	Food Waste Collection	Food Waste Drop Off	Food Waste Processing
Large Metro	Limited	Limited	Limited
Small Metro	None	None	None
Rural	None	None	Limited

**Large Metro Districts.** Large Metro Districts have limited access to services and infrastructure. The state’s food waste drop offs are limited to its handful of metropolitan cities. This service frequently materializes as designated containers at food-waste-adjacent businesses like grocery stores, restaurants, farmers markets, or at the processing facilities themselves. These are typically managed by smaller scale food scrap haulers, though Kansas City and Springfield are two municipal governments currently piloting this service. In addition to these pilot programs, food waste drop offs can be found in Columbia and St. Louis. Food waste collection is typically provided by the same vendors as drop-off sites and therefore is offered in the same few cities. No municipal haulers are collecting source-separated food waste at this time. Food waste is heavy, highly putrescible, and incompatible with a long-haul system. Therefore, all food waste processing facilities are located near areas of generator density and existing collection/drop off services. A total of 75 percent of the state’s food waste composting facilities are sited in Large Metro Districts.

**Small Metro Districts.** Small Metro Districts have no access to organized food waste diversion services. Garbage disposals and landfills are likely the most common management solutions to this material, though some smaller scale diversion efforts like on-farm or backyard composting could be occurring as well.

**Rural Districts.** Rural Districts have no known food waste collection or drop off services but interestingly house 25 percent of the state’s food waste composting infrastructure. All these facilities are notably sited within hauling range of larger metropolitan areas outside of these Districts. Food waste is mostly managed through landfilling, feeding animals, and on-farm or backyard composting.

A summary of the system challenges for Large, Small, and Rural districts is summarized in Table 7-3.

**Table 7-3: Organics System Challenges**

<b>System Challenges</b>	<b>LG</b>	<b>SM</b>	<b>R</b>
Limited/no yard waste collection service availability		♦	♦
Limited/no food waste collection service availability	♦	♦	♦
Limited/no yard waste/food waste processing infrastructure		♦	♦
End product market demand/quality end product	♦	♦	♦
Food waste diversion struggles to compete with low landfill tipping fees	♦	♦	♦
Lack of state regulations for organics facilities or data reporting requirements	♦	♦	♦
Lack of consistent and systematic education and outreach		♦	♦

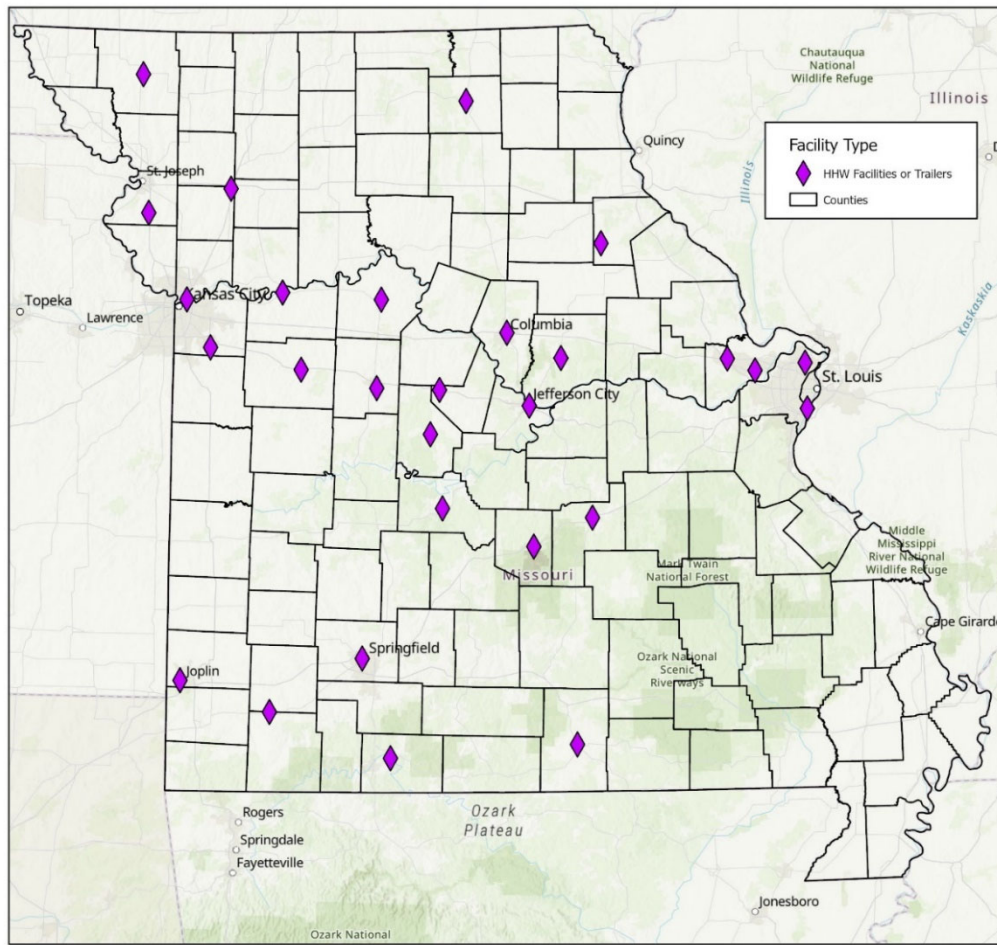
## 8.0 HHW Collection and Diversion

Proper management of HHW is essential to protect public health and the environment. HHW includes a wide range of materials that require special handling and disposal due to their chemical composition. Understanding the landscape of HHW infrastructure helps identify service gaps and opportunities for safer waste diversion. This section provides an overview of established HHW collection/infrastructure and an analysis of the HHW system relating to District designations.

### 8.1 HHW Infrastructure

HHW collection facilities are not permitted by MoDNR and there is no existing data of these locations for the state. Based on input provided by District planners during interviews and desktop verification, a comprehensive list of facilities and locations was developed. HHW collection facilities vary from a trailer with operating hours as little as once a year to a permanent facility with daily operations. A map of the location of each of the organic collection and processing locations is presented in Figure 8-1. Appendix C provides a list of facility infrastructure including the facility name, location and District.

**Figure 8-1: HHW Collection Infrastructure as of July 2024**



## 8.2 HHW System Analysis

HHW services are either provided through permanent facilities with year-round regular hours, permanent infrastructure with limited services or through special events. Though the map may indicate that there is wide-spread infrastructure, interviews with District planners and additional research indicate that these services are often restricted to specific times of year or limited to one or two collection events annually. In areas that lack permanent infrastructure, residents are dependent on special events or temporary drop-off trailers to manage these materials.

The HHW system was evaluated on the availability of collection events or drop off locations for each District designation and summarized in Table 8-1.

**Table 8-1: HHW System Evaluation**

District Designation	HHW Collection Events or Facilities
Large Metro	Abundant
Small Metro	Common
Rural	Limited

**Large Metro Districts.** Large Metro Districts have abundant access to frequent HHW collection events and year-round facilities. Collection events are typically hosted by cities or counties with assistance from District planners and established drop-off facilities are often open to residents on a regular basis.

**Small Metro Districts.** Small Metro Districts have variable access to HHW collection events and facilities. Collection events are typically hosted by cities or counties with help from District planners but can be inconsistent when and where they are held. Drop-off facilities are common, but not readily available depending on the number of established permanent facilities in a given geographic area and the frequency in which they are open to the public. Rising costs for disposal contribute to the shrinking frequency of events.

**Rural Districts.** Rural Districts have limited access to HHW collection events and facilities. Collection events are hosted by cities or counties with help from District planners but are much less frequent due to the considerable funding required to organize an event and transfer collected materials. Drop off facilities are also limited in these Districts, leading to a heavy reliance upon collection events or impermanent drop off trailers stationed throughout a District. It is often difficult to find haulers to transfer material in trailers out of the District, and trailers are often serviced on a voluntary basis by community members.

A summary of the system challenges for Large, Small, and Rural districts is summarized in Table 8-2.

**Table 8-2: HHW System Challenges**

System Challenges	LG	SM	R
Rising and high cost of disposal	♦	♦	♦
Infrequent collection events		♦	♦
Limited/no permanent collection infrastructure		♦	♦
Lack of consistent and systematic education and outreach		♦	♦



## 9.0 Scrap Tire Collection and Diversion

Scrap tire waste presents unique environmental and logistical challenges due to its volume, durability, and potential for illegal dumping. Effective scrap tire collection and diversion efforts help reduce illegal dumping, reduce fire hazards, and recover valuable materials for reuse in products such as rubberized asphalt and playground surfaces. Across the state, programs and facilities contribute to scrap tire recovery through drop-off events, retail take-back, and specialized processing operations. This section provides an overview of established scrap tire infrastructure and an analysis of the tire system relating to District designations.

### 9.1 Scrap Tire Processing Infrastructure

As previously stated in Section 0, the Missouri Code of State Regulations has an established 50-cent scrap tire fee which is applied to the retail sale of every new tire in the state. A portion of this fee contributes to funding of MoDNR's scrap tire management activities such as inspection and enforcement, and grants focused on scrap tire market development. Scrap tires cannot be disposed of in the landfill without being processed or further broken down at least into thirds per state regulation. Avenues of disposal include scrap tire collection centers, haulers and processors which are also regulated by MoDNR. The state currently has 70 permitted tire haulers and 16 permitted processors, however, permitting alone may not ensure that all collected scrap tires are ultimately recycled or processed according to best environmental practices.

### 9.2 Scrap Tire System Analysis

The scrap tire system was evaluated on the availability of collection services, drop off services, and processing infrastructure for each District designation and summarized in Table 9-1.

**Table 9-1: Tire System Evaluation**

District Designation	Tire Collection Events or Facilities
Large Metro	Abundant
Small Metro	Limited
Rural	Limited

**Large Metro Districts.** Large Metro Districts have abundant access to scrap tire collection events and facilities, often for a fee. Local retailers accepting scrap tires are readily available throughout Large Metro areas of the District; however, rural areas of these District still struggle to find access to scrap tire disposal methods. Large Metro District funding resources and support from cities and counties allow for more frequent scrap tire collection events and cleanup events.

**Small Metro Districts.** Small Metro Districts have limited access to scrap tire collection events and facilities. Local retailers accepting scrap tires are available throughout more populated areas of the District; however, rural areas of the District still struggle to find access to scrap tire disposal methods. Small Metro District funding resources allow for limited scrap tire collection events and cleanup events.

**Rural Districts.** Rural Districts have much more limited access to scrap tire collection events and facilities. Local retailers accepting scrap tires are scarcely available throughout the District, and rural areas struggle to find access to tire disposal methods. Rural District funding resources allow for limited scrap tire collection

events and cleanup events. Expansive areas of open space contribute to the overburdening of rural areas with tire dumping.

Across all district designations, illegal dumping is an issue. Scrap tires dumped in larger volumes have been linked to individuals or facilities collecting a scrap tire recycling fee and then illegally dumping them. A summary of the system challenges for Large, Small, and Rural districts is summarized in Table 9-2.

**Table 9-2: Tire System Challenges**

<b>System Challenges</b>	<b>LG</b>	<b>SM</b>	<b>R</b>
Illegal dumping and dump sites	♦	♦	♦
Infrequent/no collection events		♦	♦
Limited/no permanent collection infrastructure		♦	♦
Lack of consistent and systematic education and outreach		♦	♦

## 10.0 Education and Outreach

---

Education and outreach are essential components of a successful solid waste management system. By raising public awareness, building community engagement, and promoting behavior change, these efforts help ensure that residents and businesses understand why and how to properly reduce, reuse, recycle, and dispose of materials. From school programs and media campaigns to workshops and signage, a wide range of strategies are used across the state to inform and empower individuals to take part in sustainable waste practices.

### 10.1 Education and Outreach Infrastructure

Currently, there is no centralized education or outreach program managed at the state level. Each District is responsible for developing and maintaining its own public education materials, typically housed on individual District websites. While many Districts offer valuable resources, the lack of coordination or content-sharing among districts results in inconsistent messaging, duplicated efforts, and missed opportunities to amplify statewide impact through unified campaigns or shared tools.

### 10.2 Education and Outreach Analysis

The education and outreach system in the state was evaluated on the efforts made by District planners and is summarized in Table 10-1 by District designation.

**Table 10-1: Education and Outreach System Analysis**

District Designation	Education and Outreach Efforts
Large Metro	Abundant
Small Metro	Limited
Rural	Limited

**Large Metro Districts.** A majority of Large Metro Districts make considerable efforts to provide education and outreach. Large Metro Districts provide many educational resources relating to solid waste and the programs serving the community. Some Large Metro Districts create their own materials for programs and have resources and staffing to implement those materials in local programs.

**Small Metro Districts.** Small Metro Districts have variable to limited efforts relating to education and outreach. Some Districts have established robust education and outreach programs whereas others expressed they did not have the time or resources to create educational materials and programs. Efforts are typically limited to promotion of programs or events.

**Rural Districts.** Rural Districts provide more limited education and outreach. Many Rural Districts expressed the difficulty of creating educational materials and programs with the limited funding and resources available to them. Planners noted the difficulty of creating their own materials in addition to the effort required to socialize those materials.

Across all designations, Districts are supportive of environmental advocacy groups which provide education and outreach and Districts often leverage these groups as a resource. A summary of the system challenges for Large, Small, and Rural Districts is summarized in Table 10-2.

**Table 10-2: Education and Outreach System Challenges**

<b>System Challenges</b>	<b>LG</b>	<b>SM</b>	<b>R</b>
No unified messaging across the state	♦	♦	♦
Lack of available education and outreach	♦	♦	♦
Limited staff and funding resources for education and outreach		♦	♦
Reliance on local governments and advocacy groups to provide education and outreach	♦	♦	♦

## 11.0 Goals, Objectives, and Strategies

Five overarching themes were developed to categorize SMMP goals, objectives, and strategies. Themes were identified based on stakeholder feedback, current system analyses, and associated challenges. The themes for this Plan are listed below.

- Waste Reduction and Infrastructure
- Education and Outreach/Technical Guidance
- Compliance
- Incentives
- Policies and Regulations

Each theme has a goal and set of objectives that work to support SMMP priorities. Each objective contains strategies which include priority, targeted material types, potential contributing partners, designated District types, and key action items. These variables are meant to provide a manageable plan to achieve SMMP goals.

Goals, objectives, and strategies were evaluated through stakeholder engagement activities as described in Section 1.4 and ultimately developed and recommended by the EIARA and MoDNR. All strategies are assigned a priority ranked as high, medium, or low as defined in Table 11-1.

**Table 11-1: Strategy Ranking Criteria**

Ranking	Timeframe for Implementation
High	1-3 Years
Medium	3-5 Years
Low	5-10 Years

### 11.1 Waste Reduction and Infrastructure

Reducing the amount of waste generated and strengthening infrastructure to manage it are key components for improving the sustainability and efficiency of the solid waste system in the state. Waste reduction efforts aim to minimize material consumption, extend product lifecycles, and divert materials from disposal through reuse, recycling, and composting. At the same time, a network of facilities and equipment such as transfer stations, material recovery facilities, and compost sites is essential to support these efforts and ensure waste is handled adequately.

The following goal and corresponding objectives and strategies aim to support waste reduction and infrastructure and are explained in detail below.

**GOAL 1**

*Reduce the amount of waste in Missouri landfills through diversion by 5 percent*

**Objective 1**

*Promote regional recycling hubs to address geographic cost barriers to processing*

**Strategy 1**

*Leverage existing infrastructure such as sheltered workshops, transfer stations, and permanent, staffed recycling drop off locations to expand operations and serve as regional facilities for surrounding communities*

<i>Priority</i>	<i>Material Types</i>	<i>Contributing Partners</i>	<i>District Designations</i>
High	<ul style="list-style-type: none"> <li>All material types</li> </ul>	<ul style="list-style-type: none"> <li>EIERA</li> <li>Sheltered Workshops</li> <li>Districts</li> <li>Local Governments</li> <li>MoDNR</li> </ul>	<ul style="list-style-type: none"> <li>Statewide</li> </ul>

*Key Action Items*

- Conduct inventory and capacity assessment of facilities and evaluate suitability for regional role
- Establish partnerships with surrounding communities and service providers to gauge interest in shared facility use
- Develop plans for expansion tailored to suitable facilities

**Strategy 2**

*Utilize existing solid waste funding sources and leverage additional funding opportunities to support regional recycling hubs*

<i>Priority</i>	<i>Material Types</i>	<i>Contributing Partners</i>	<i>District Designations</i>
High	<ul style="list-style-type: none"> <li>All material types</li> </ul>	<ul style="list-style-type: none"> <li>Districts</li> <li>Local Governments</li> <li>EIERA</li> <li>MoDNR</li> </ul>	<ul style="list-style-type: none"> <li>Statewide</li> </ul>

*Key Action Items*

- Identify and map existing funding streams, assess gaps and needs, and apply for state and federal grants
- Pursue public-private partnership (PPP)
- Explore interlocal agreements



**Objective 2**

*Increase provision of curbside and drop-off recycling collection programs*

**Strategy 1**

*Support and encourage local governments to provide services to community*

<i>Priority</i>	<i>Material Types</i>	<i>Contributing Partners</i>	<i>District Designations</i>
Medium	<ul style="list-style-type: none"> <li>• Trash</li> <li>• All recoverable material types</li> </ul>	<ul style="list-style-type: none"> <li>• EIERA</li> <li>• Districts</li> <li>• Local Governments</li> </ul>	<ul style="list-style-type: none"> <li>• Statewide</li> </ul>

*Key Action Items*

- Identify underserved areas lacking access to curbside or drop-off recycling
- Develop model contracts, Request for Proposal (RFP) templates, and technical assistance guides for local governments
- Offer financial incentives or grants to offset startup costs for new collection programs

**Objective 3**

*Increase diversion of organics*

**Strategy 1**

*Implement Sustainable Organics Materials Management Plan goals and strategies*

<i>Priority</i>	<i>Material Types</i>	<i>Contributing Partners</i>	<i>District Designations</i>
High	<ul style="list-style-type: none"> <li>• Organics</li> </ul>	<ul style="list-style-type: none"> <li>• MoDNR</li> <li>• EIERA</li> <li>• SWAB</li> <li>• Districts</li> <li>• COAM</li> </ul>	<ul style="list-style-type: none"> <li>• Statewide</li> </ul>

*Key Action Items*

- See Sustainable Organics Materials Management Plan



**Objective 4**

*Increase recycling and composting at state and local government facilities*

**Strategy 1**

*Develop, distribute, adopt, and implement recycling policy for government facilities.*

<i>Priority</i>	<i>Material Types</i>	<i>Contributing Partners</i>	<i>District Designations</i>
Low	<ul style="list-style-type: none"> <li>All material types</li> </ul>	<ul style="list-style-type: none"> <li>EIERA</li> <li>MoDNR</li> <li>State Recycling Coordinator</li> <li>Local Governments</li> </ul>	<ul style="list-style-type: none"> <li>Statewide</li> </ul>

*Key Action Items*

- Engage stakeholders
- Review existing policies and best practices
- Implement policies and best practices where appropriate



## 11.2 Education and Outreach/Technical Guidance

Effective solid waste management systems rely not only upon infrastructure but also on informed communities and local programs. Education and outreach initiatives increase public understanding of proper disposal, waste reduction, and recycling while technical guidance provides local governments, businesses, and districts with the tools and information needed to implement effective programs.

The following goal and corresponding objectives and strategies aim to support education and outreach/technical guidance and are explained in detail below.

<b>GOAL 2</b>	<i>Expand and focus education and outreach to provide consistent direction throughout the state</i>
---------------	---

<b>Objective 1</b>
<i>Develop a unified statewide recycling brand to promote consistent messaging on diversion topics</i>

<b>Strategy 1</b>			
<i>Establish a workgroup to develop a logo, slogan and materials and content for consistent messaging statewide to be utilized as desired by Districts and local governments scrap</i>			
Priority	Material Types	Contributing Partners	District Designations
High	<ul style="list-style-type: none"> <li>All material types</li> </ul>	<ul style="list-style-type: none"> <li>EIERA</li> <li>SWAB</li> <li>Districts</li> <li>MoDNR</li> </ul>	<ul style="list-style-type: none"> <li>Statewide</li> </ul>
<i>Key Action Items</i>			
<ul style="list-style-type: none"> <li>Identify and invite key stakeholders to participate in branding workgroup</li> <li>Hold series of stakeholder workshops</li> <li>Launch central website to house branding materials, toolkits, and promotional assets</li> <li>Create branded campaign templates for priority diversion topics such as recycling, scrap tires and organics</li> </ul>			

<b>Strategy 2</b>			
<i>Leverage federal, state, and local funding opportunities and existing materials</i>			
Priority	Material Types	Contributing Partners	District Designations
High	<ul style="list-style-type: none"> <li>All material types</li> </ul>	<ul style="list-style-type: none"> <li>MoDNR</li> <li>EIERA</li> <li>Districts</li> <li>Local Governments</li> </ul>	<ul style="list-style-type: none"> <li>Statewide</li> </ul>
<i>Key Action Items</i>			
<ul style="list-style-type: none"> <li>Conduct a funding landscape review to identify relevant grant programs (e.g., SWIFR, Recycling Education and Outreach grant)</li> <li>Reuse and update content from the prior statewide recycling campaign (e.g., visuals, taglines)</li> <li>Offer support to local branding efforts under the unified campaign</li> </ul>			



## Objective 2

*Promote sustainable materials management in schools and other public institutions*

### Strategy 1

*Support and promote existing tools and partner programs*

Priority	Material Types	Contributing Partners	District Designations
Medium	<ul style="list-style-type: none"> <li>All material types</li> </ul>	<ul style="list-style-type: none"> <li>MoDNR</li> <li>Schools</li> <li>Department of Elementary and Secondary Education</li> <li>Missouri Environmental Education Association (MEEA)</li> <li>Missouri Interagency Recycling Committee</li> <li>EIERA</li> <li>Green Ribbon Schools</li> <li>Districts</li> <li>Local Governments</li> </ul>	<ul style="list-style-type: none"> <li>Statewide</li> </ul>

#### Key Action Items

- Explore the resources already available through MEEA, Green Ribbon Schools Group, Missouri Interagency Recycling Committee) and promote their use
- Align content with state educational standards
- Provide guidance for schools and other institutions wishing to utilize resources and implement pilot programs

### Strategy 2

*Support and promote recycling or sustainability efforts at colleges and universities*

Priority	Material Types	Contributing Partners	District Designations
High	<ul style="list-style-type: none"> <li>Organics</li> <li>Recycling</li> </ul>	<ul style="list-style-type: none"> <li>MDNR</li> <li>EIERA</li> <li>Colleges and Universities</li> <li>EIERA</li> <li>Districts</li> <li>Missouri Interagency Recycling Committee</li> <li>College and University Recycling Chapters</li> </ul>	<ul style="list-style-type: none"> <li>Statewide</li> </ul>

#### Key Action Items

- Explore available resources and promote their use
- Collect stories and case studies from high-performing programs to share as models
- Host coordination meetings to align shared goals and complementary resources



### Objective 3

*Increase awareness of sustainable materials management practices and opportunities among the commercial and industrial sector*

#### Strategy 1

*Creation of business recycling toolkit with resources for businesses to increase recycling*

<i>Priority</i>	<i>Material Types</i>	<i>Contributing Partners</i>	<i>District Designations</i>
High	<ul style="list-style-type: none"> <li>All material types</li> </ul>	<ul style="list-style-type: none"> <li>EIERA</li> <li>Districts</li> <li>Mid-America Regional Council</li> </ul>	<ul style="list-style-type: none"> <li>Statewide</li> </ul>

#### *Key Action Items*

- Adapt Mid-America Regional Council's toolkit for statewide use, including tip sheets, signage, bin guides, and vendor directories (leverage MARC's established material)
- Develop sector-specific versions of toolkit
- Create social media graphics to promote toolkit availability

#### Strategy 2

*Promote the Market Development Program through business-targeted materials and website integration. (See Sustainable Recycling Market Development Plan)*

<i>Priority</i>	<i>Material Types</i>	<i>Contributing Partners</i>	<i>District Designations</i>
High	<ul style="list-style-type: none"> <li>All material types</li> </ul>	<ul style="list-style-type: none"> <li>EIERA</li> <li>Districts</li> <li>Local Governments</li> <li>Missouri Department of Economic Development (DED)</li> </ul>	<ul style="list-style-type: none"> <li>Statewide</li> </ul>

#### *Key Action Items*

- Highlight the program with statistics and success stories
- Develop downloadable fact sheets on recyclable material end-markets and available incentives
- Partner with economic development offices to co-host webinars or lunch-and-learn events for local and regional businesses



<b>Strategy 3</b>			
<i>Distribute business recycling toolkits through partner programs such as districts, economic development offices, and chambers of commerce</i>			
<i>Priority</i>	<i>Material Types</i>	<i>Contributing Partners</i>	<i>District Designations</i>
High	<ul style="list-style-type: none"> <li>All Material types</li> </ul>	<ul style="list-style-type: none"> <li>EIERA</li> <li>Districts</li> <li>Economic developers</li> <li>DED</li> </ul>	<ul style="list-style-type: none"> <li>Statewide</li> </ul>
<i>Key Action Items</i>			
<ul style="list-style-type: none"> <li>Train local district staff and economic development officials on how to use and promote the toolkit</li> <li>Provide print materials for chambers and economic events (e.g., expos, networking mixers)</li> <li>Create a partner distribution plan including toolkits, slide decks, and outreach scripts</li> </ul>			

### 11.3 Compliance

Compliance plays a critical role in maintaining the integrity, safety, and environmental performance of the solid waste management system. Through permitting, inspections, enforcement, and reporting requirements, regulatory agencies help ensure that facilities and haulers operate in accordance with state laws and environmental standards.

The following goal and corresponding objectives and strategies aim to support compliance and are explained in detail below.

## **GOAL 3** *Continue providing consistent enforcement of solid waste laws and regulations.*

### **Objective 1** *Discourage open burning and illegal dumping*

#### **Strategy 1**

Launch public awareness campaign highlighting health/environmental risks of open burning

Priority	Material Types	Contributing Partners	District Designations
Medium	<ul style="list-style-type: none"> <li>MSW</li> </ul>	<ul style="list-style-type: none"> <li>MoDNR</li> <li>EIERA</li> <li>Districts</li> <li>Local Governments</li> </ul>	<ul style="list-style-type: none"> <li>Statewide</li> </ul>

*Key Action Items*

- Develop and deliver messaging and content highlighting health/environmental risks of open burning
- Coordinate with local fire departments

#### **Strategy 2**

*Continue and expand enforcement initiatives to address illegal dumping*

Priority	Material Types	Contributing Partners	District Designations
Medium	<ul style="list-style-type: none"> <li>MSW</li> </ul>	<ul style="list-style-type: none"> <li>MoDNR</li> <li>Districts</li> </ul>	<ul style="list-style-type: none"> <li>Statewide</li> </ul>

*Key Action Items*

- Utilize remote surveillance technologies to discourage and document illegal dumping activity
- Coordinate with Districts to target promiscuous dumping locations
- Promote public awareness by recognizing and highlighting successful enforcement actions



### Strategy 3

*Improve access to disposal services*

<i>Priority</i>	<i>Material Types</i>	<i>Contributing Partners</i>	<i>District Designations</i>
Medium	<ul style="list-style-type: none"> <li>MSW</li> </ul>	<ul style="list-style-type: none"> <li>MoDNR</li> <li>Districts</li> <li>Local Government</li> </ul>	<ul style="list-style-type: none"> <li>Statewide</li> </ul>

*Key Action Items*

- Identify rural areas with limited access to legal disposal sites through GIS mapping
- Support Districts expanding disposal site locations, hours and services

### Objective 2

*Promote compliance with solid waste laws and regulations with compliance assistance*

#### Strategy 1

*Continue to provide compliance assistance to businesses and industry*

<i>Priority</i>	<i>Material Types</i>	<i>Contributing Partners</i>	<i>District Designations</i>
Medium	<ul style="list-style-type: none"> <li>Trash</li> </ul>	<ul style="list-style-type: none"> <li>MoDNR</li> </ul>	<ul style="list-style-type: none"> <li>Statewide</li> </ul>

*Key Action Items*

- Continue to conduct regular inspections at permitted disposal facilities
- Offer technical assistance, including checklists, and corrective action guidance to facilities with deficiencies

## 11.4 Incentives

Incentives are a valuable tool for encouraging innovation, expanding infrastructure, and supporting participation in sustainable solid waste practices. By offering support such as grants, loans or market development assistance, Districts and state and local agencies can help reduce barriers to entry, stimulate private-sector investment, and advance the adoption of waste reduction, recycling, and diversion efforts. When strategically designed, incentive programs can accelerate progress toward long-term waste management goals and foster collaboration across sectors.

The following goal and corresponding objective and strategies aim to support incentives and are explained in detail below.

### **GOAL 4** *Provide targeted distribution of financial aid and leverage funding mechanisms*

#### **Objective 1** *Strategically allocate District funding to prioritize District goals*

#### **Strategy 1**

*Allocate funding to address the management of HHW (Collection events, collection facilities, equipment, etc.)*

<i>Priority</i>	<i>Material Types</i>	<i>Contributing Partners</i>	<i>District Designations</i>
High	<ul style="list-style-type: none"> <li>• HHW</li> </ul>	<ul style="list-style-type: none"> <li>• Districts</li> </ul>	<ul style="list-style-type: none"> <li>• Statewide</li> </ul>

*Key Action Items*

- Identify if HHW diversion is the key goal for the District
- Encourage regional partnerships for shared HHW events or equipment to lower costs
- Prioritize funding towards HHW diversion

#### **Strategy 2**

*Allocate funding to address the management of recyclables with a focus on a hub and spoke model (collection events, collection facilities, equipment, etc.)*

<i>Priority</i>	<i>Material Types</i>	<i>Contributing Partners</i>	<i>District Designations</i>
High	<ul style="list-style-type: none"> <li>• All recoverable material types</li> </ul>	<ul style="list-style-type: none"> <li>• Districts</li> <li>• EIERA</li> </ul>	<ul style="list-style-type: none"> <li>• Statewide</li> </ul>

*Key Action Items*

- Identify if the recycling hub and spoke model is a viable goal for the District
- Promote partnerships among districts to co-fund shared collection or processing facilities
- Collect and evaluate data on material volumes and potential transportation efficiencies



### Strategy 3

*Allocate funding to address the management of scrap tires (collection events, collection facilities, equipment, etc.)*

<i>Priority</i>	<i>Material Types</i>	<i>Contributing Partners</i>	<i>District Designations</i>
High	<ul style="list-style-type: none"> <li>Scrap tires</li> </ul>	<ul style="list-style-type: none"> <li>Districts</li> <li>EIERA</li> </ul>	<ul style="list-style-type: none"> <li>Statewide</li> </ul>

#### *Key Action Items*

- Identify if scrap tire diversion is the key goal for the District
- Support local tire collection events in underserved areas of the District
- Educate residents on proper disposal and local tire handling regulations

### Strategy 4

*Allocate funding to address the management of organic material through collection events, collection facilities, equipment, etc.*

<i>Priority</i>	<i>Material Types</i>	<i>Contributing Partners</i>	<i>District Designations</i>
High	<ul style="list-style-type: none"> <li>Organics</li> </ul>	<ul style="list-style-type: none"> <li>Districts</li> <li>EIERA</li> </ul>	<ul style="list-style-type: none"> <li>Statewide</li> </ul>

#### *Key Action Items*

- Identify if organics diversion is the key goal for the District
- Utilize funding for permanent/semi-permanent yard waste and/or food waste collection sites and public-private partnerships
- Identify local food banks in the District or surrounding area and prioritize partnerships to collect food waste
- Support education and outreach on both food waste and yard waste composting benefits

## 11.5 Policies

Policies and regulations establish the legal and operational framework for solid waste management across the state. These define roles, set performance standards, and guide the planning, permitting, and oversight of waste-related activities. A clear and consistent regulatory structure helps ensure environmental protection, public health, and equitable services.

The following goal and corresponding objectives and strategies aim to support policies and regulations and are explained in detail below.

### GOAL 5

*Develop and strengthen solid waste policies to promote diversion and higher use of recovered materials.*

#### Objective 1

*Explore industry interest in state legislative initiatives that support producer accountability to divert difficult-to-recycle materials*

##### Strategy 1

*Explore interest in stakeholder-led efforts to adopt EPR policies aimed at difficult to recycle materials such as paint, mattresses, medications, and scrap tires.*

Priority	Material Types	Contributing Partners	District Designations
Medium	<ul style="list-style-type: none"> <li>All recoverable material types</li> </ul>	<ul style="list-style-type: none"> <li>MoDNR</li> <li>MOPSC</li> <li>Districts</li> </ul>	<ul style="list-style-type: none"> <li>Statewide</li> </ul>

##### Key Action Items

- Evaluate stakeholder and industry interest in legislation enacting EPR policy

#### Objective 2

*Enhance statewide oversight and data collection to inform planning and policy decisions*

##### Strategy 1

*Consider developing a required or voluntary reporting mechanism for recycling processors and/or organic processors to gather data that provides diversion measurement*

Priority	Material Types	Contributing Partners	District Designations
High	<ul style="list-style-type: none"> <li>All materials</li> </ul>	<ul style="list-style-type: none"> <li>MoDNR</li> <li>Districts</li> <li>Local Governments</li> </ul>	<ul style="list-style-type: none"> <li>Statewide</li> </ul>

##### Key Action Items

- Evaluate stakeholder interest in required or voluntary reporting for Develop clear reporting templates covering feedstocks accepted, volumes, and end uses.



**Objective 3**

*Continue to support the proper management of scrap tires*

**Strategy 1**

*Evaluate and consider increasing the state tire fee to adequately fund proper management of tire disposal and enforcement*

<i>Priority</i>	<i>Material Types</i>	<i>Contributing Partners</i>	<i>District Designations</i>
Medium	<ul style="list-style-type: none"> <li>Scrap tires</li> </ul>	<ul style="list-style-type: none"> <li>MoDNR</li> <li>Stakeholders</li> <li>MOPSC</li> </ul>	<ul style="list-style-type: none"> <li>Statewide</li> </ul>

*Key Action Items*

- Conduct a financial analysis of current tire fund revenue vs. program costs and unmet needs (e.g., illegal dumping, cleanups)
- Engage tire retailers, manufacturers, and local governments to gather input on impacts and program needs
- Draft fee recommendations and work with stakeholders to develop support



## **Appendix A – Demographics and Economic Characteristics**

---

# Appendix A – Population Demographics and Projections

---

## Demographics and Projections

Population trends within the State will significantly impact the quantity of material generated and disposed of in the coming years.

### Methodology

The population and employment data used in this analysis has been collected from the respective websites of the Missouri Economic Research and Information Center (MERIC), the U.S. Census Bureau, and the U.S. Bureau of Labor Statistics. The baseline year for the analysis in this section is 2020, since 2020 is the most recent population data provided in the MERIC Population Data Series. The methodology used throughout this section is described in the following paragraphs.

**Historic and Current Populations.** Population data from 2010 through 2020, both statewide and for each county in the State, was collected from MERIC and compiled into a table. Using the county population data, the regional and district populations from 2010 through 2020 were also calculated. Historic statewide population data, from 1970 through 2010, was obtained from the Missouri Census Data Center (MCDC).

**Single-Family and Multi-Family Household Distribution.** The population distribution between single-family and multi-family residences was calculated using data obtained from the U.S. Census Bureau's 2020 American Community Survey.

**Population Projections.** For the State, as well as each county, district, and region, the year-over-year, average annual growth rate of the population was calculated, based on the population data from 2010 through 2020. It was then used to create population projections through 2045. The calculated housing distribution percentages were applied to the statewide population projections, in order to determine single-family and multi-family population projections through 2045.

**Employment and Industry Characteristics.** Data regarding the number of employees by industry within the State, as well as the number of business establishments by industry, was obtained from MERIC and the U.S. Bureau of Labor Statistics.

### Historic and Current Populations

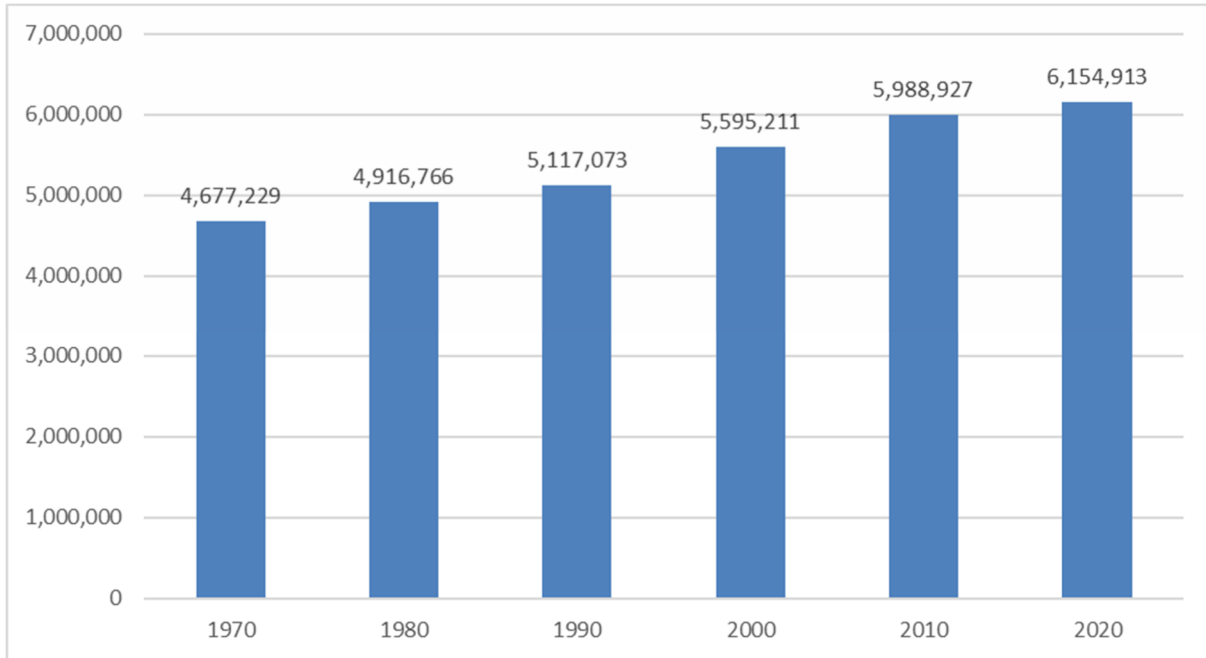
According to the MCDC, the State's population grew consistently between 1970 and 2020 from approximately 4.7 million to 6.2 million, with the highest period of growth occurring between 1990 and 2000<sup>1</sup>. Figure 0-1 presents State population growth from 1970 to 2020<sup>2</sup>.

---

<sup>1</sup> Missouri Census Data Center, 2002, Total Population by County 1900 – 2000. Retrieved July 2024 from: [https://mcdc.missouri.edu/population-estimates/historical/moco\\_totpop\\_1900\\_2000.pdf](https://mcdc.missouri.edu/population-estimates/historical/moco_totpop_1900_2000.pdf)

<sup>2</sup> Missouri Economic Research and Information Center, 2024, Population Data Series. Retrieved July 2024 from: <https://meric.mo.gov/data/population/data-series>

**Figure 0-1: Historical State Population Growth, 1970 – 2020**



The State is comprised of 114 counties and one independent city (St. Louis City). MERIC has grouped these 115 counties and equivalent governing bodies into 9 regions within the State: Central, Kansas City, North, Ozark, South Central, Southeast, Southwest, St. Louis, and West Central. Table 0-1 presents the average annual population growth of the State and each region between 2010 and 2020, as well as the respective populations in 2010, 2015, and 2020<sup>3</sup>. Like the State, the Central, Kansas City, Ozark, Southwest and St. Louis regions experienced positive growth between 2010 and 2020. However, the North, South Central, Southeast and West Central regions experienced negative growth between 2010 and 2020.

**Table 0-1: State and Region Historical Populations & Population Growth, 2010 - 2020**

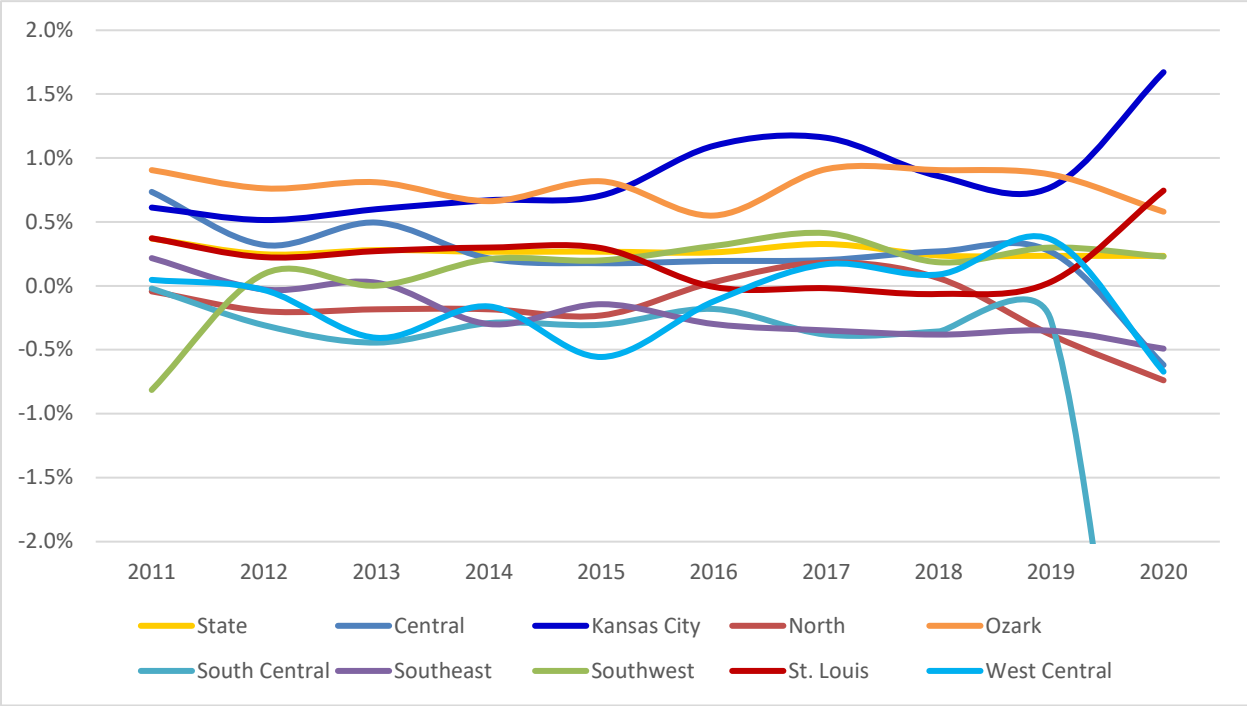
	2010	2015	2020	Average Annual Growth Rate
State of Missouri	5,988,927	6,075,411	6,154,913	0.27%
Central Region	677,985	691,283	693,457	0.23%
Kansas City Region	1,108,391	1,143,266	1,208,239	0.87%
North Region	530,846	526,430	521,965	-0.17%
Ozark Region	520,589	541,558	562,574	0.78%

<sup>3</sup> Missouri Economic Research and Information Center, 2024, Population Data Series. Retrieved July 2024 from: <https://meric.mo.gov/data/population/data-series>

South Central Region	211,328	208,459	193,303	-0.87%
Southeast Region	366,090	365,263	358,483	-0.21%
Southwest Region	293,117	292,218	296,453	0.11%
St. Louis Region	1,998,958	2,028,411	2,042,386	0.22%
West Central Region	281,623	278,523	278,053	-0.13%

The annual population growth rates of the State and each region between 2010 and 2020 can be observed in Figure 0-2. The Kansas City region experienced the highest percentage of population growth, particularly between 2019 and 2020, and the South Central region experienced the largest decrease in population growth<sup>4</sup>.

**Figure 0-2: Year-Over-Year State and Region Population Growth Rates, 2010 - 2020**



### Single-Family and Multifamily Household Distribution

Many planning efforts, including materials management, categorize residential populations into two general categories – single-family and multifamily. In this analysis, single-family residences include both detached

<sup>4</sup> Missouri Economic Research and Information Center, 2024, Population Data Series. Retrieved July 2024 from: <https://meric.mo.gov/data/population/data-series>

and attached single housing units, as well as mobile homes and other mobile structures. Multi-family residences include all structures with two or more housing units.

The distinction between household categories is important because generation, disposal, and diversion patterns differ between single-family and multifamily, and each category requires different planning considerations and management strategies. Multifamily-generated material is generally collected and managed in combination with commercially generated material, and services and information are often provided directly to multifamily property owners and managers, rather than directly to multifamily residents.

According to data collected from the U.S. Census Bureau, approximately 84 percent of the State’s total residential population lived in single-family housing units in 2020<sup>5</sup>. The remaining 16 percent of the population resided in multifamily housing units. Table 0-2 presents the 2020 estimated single-family and multifamily populations and household distributions for the State<sup>6</sup>.

**Table 0-2: Estimated Household and Population Distributions by Household Type, 2020**

	Single Family	Multifamily	Total
<b>Occupied Households</b>			
Number	1,948,270	491,942	2,440,212
Distribution	79.8%	20.2%	100.0%
<b>Population</b>			
Number	5,160,065	994,848	6,154,913
Distribution	83.8%	16.2%	100.0%

It should be noted that the average persons per household is typically higher for single-family households than for multifamily households. Therefore, the total population is not proportionately split between the two household types and the persons per household has instead been adjusted for single-family and multifamily units. In this analysis, the persons per multi-family household was decreased by 0.5 persons from the overall average.

## Population Projections

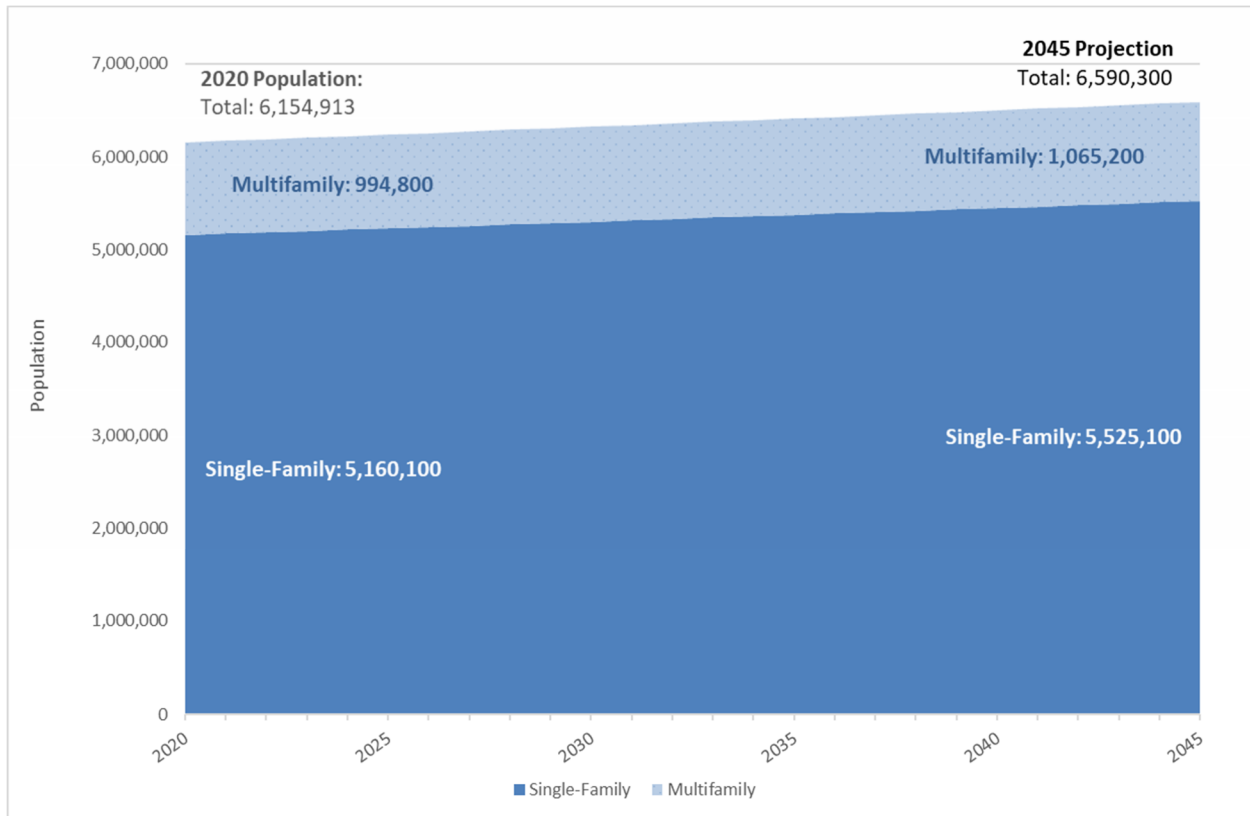
The projected single-family and multifamily population growth for the State through 2045 is presented in Figure 0-3. A growth rate of 0.27 percent was used for this projection, which is the average year over year population percentage change between 2010 and 2020. Using data collected from MERIC and the U.S. Census Bureau, it was determined that 83.8 percent of the State population resides in single-family residences and 16.2 percent resides in multifamily residences. This population distribution between single and multifamily households was held consistent through the projection.

<sup>5</sup> U.S. Census Bureau, 2020, ACS 5-Year Estimates, Selected Housing Characteristics. Retrieved July 2024 from:

<https://data.census.gov/table/ACSDP5Y2020.DP04?q=Average%20household%20size%20of%20owner-occupied%20unit&g=040XX00US29>

<sup>6</sup> Missouri Economic Research and Information Center, 2024, Population Data Series. Retrieved July 2024 from: <https://meric.mo.gov/data/population/data-series>

**Figure 0-3: State of Missouri Population Projection, 2020 - 2045**

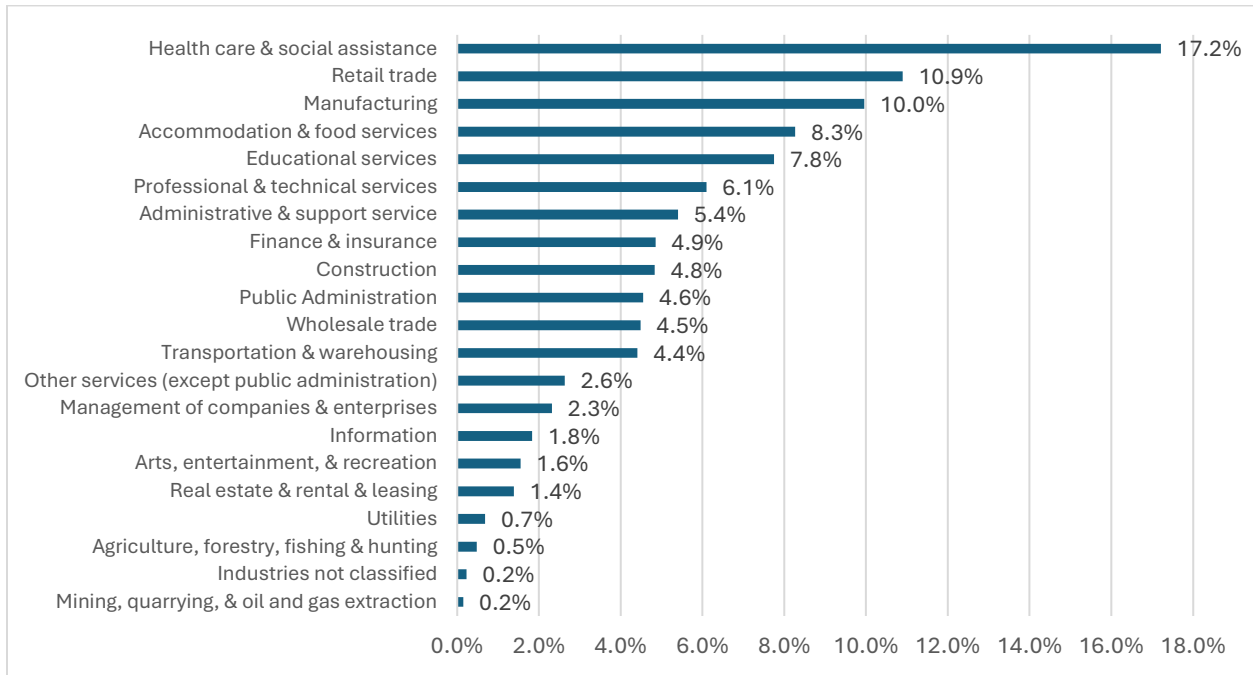


## Current Employment and Industry Characteristics

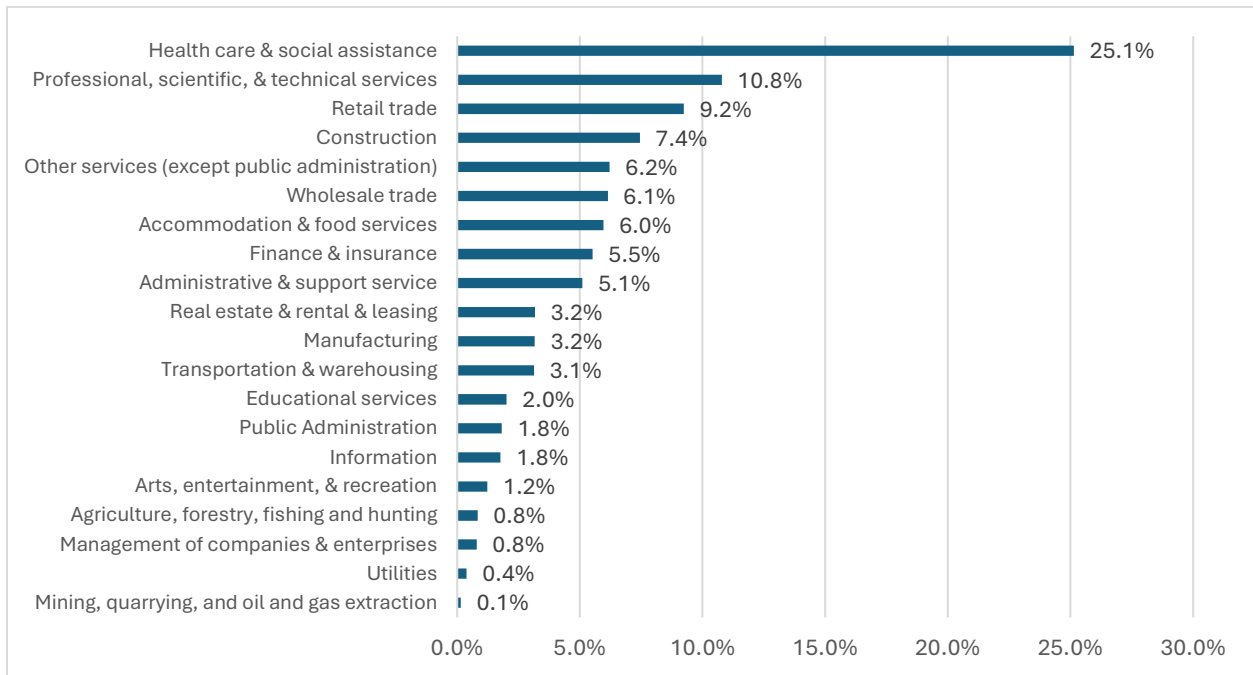
According to MERIC, the average number of people employed in the State in 2020 was 2,675,116. Of the total number of people employed, 17 percent work in healthcare and social assistance; more than any other industry. Healthcare and social assistance is also the industry with the highest percentage of business establishments in the State, with 25 percent of all 217,324 establishments. Figure 0-4 illustrates the distribution of employees amongst industries within the State in 2020, while Figure 0-5 presents the 2020 distribution of business establishments<sup>7</sup>.

<sup>7</sup> Missouri Economic Research and Information Center. 2024. Quarterly Census of Employment and Wages (QCEW) by Industry. Retrieved August 2024 from: <https://meric.mo.gov/data/industry/quarterly-census-employment-wages-qcew-in>

**Figure 0-4: State of Missouri Employment Distribution by Industry, 2020**

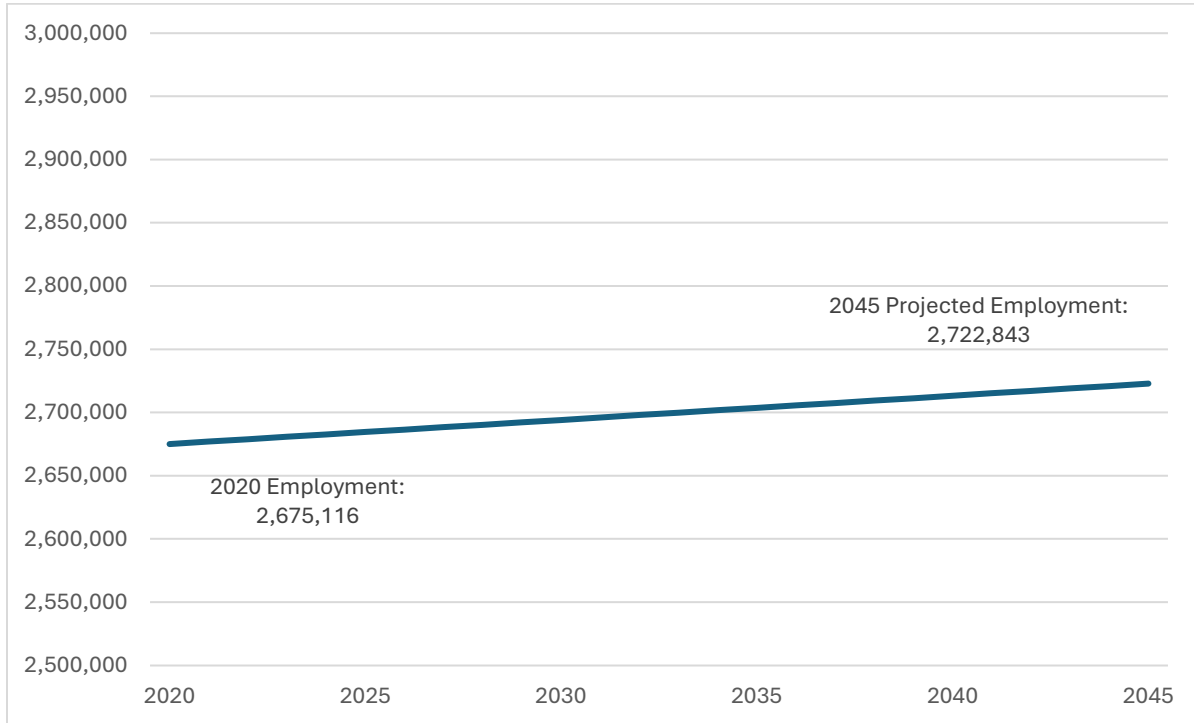


**Figure 0-5: State of Missouri Business Establishment Distribution by Industry, 2020**



Between 2014 and 2020, the total employed population within the State grew an average of 0.07 percent annually. This percentage was used to project employment in the State from 2020 through 2045, as presented in Figure 0-6<sup>8</sup>.

**Figure 0-6: State of Missouri Employment Projections, 2020 - 2045**



<sup>8</sup> Missouri Economic Research and Information Center. 2024. Quarterly Census of Employment and Wages (QCEW) by Industry. Retrieved August 2024 from: <https://meric.mo.gov/data/industry/quarterly-census-employment-wages-qcew-in>


**Appendix B – District Summaries**

---

# Appendix B - District Collection Infrastructure, Services, and Facilities

The following sections are summaries of District interviews which provide information regarding general District information, facilities, services, education and outreach efforts, and challenges and opportunities for each of the Districts.

## District A - Northwest Missouri Regional

District A - Overview		
<b>District Planner</b>	<b>Kirk Kopper</b>	
<b>District Counties</b>	<b>2020 Population</b>	
Nodaway	21,241	
Gentry	6,162	
Atchison	5,305	
Holt	4,223	
Worth	1,973	
<b>Total District Population</b>	<b>38,904</b>	
Disadvantaged Community Criteria (>90 Percentile Compared to the State)	Low income. Less than high school education.	

District A - Facilities			
Facility Type	Facility Name	Address	Notes
MSW Landfill	None	N/A	N/A
C&D Landfill	None	N/A	N/A
Transfer Station	Hwy 136 Transfer Station	34195 Highway 136, Maryville, MO	Owned by Porter Trash Service, LLC.
MRF (Mechanical Sort)	None	N/A	N/A
Recycling Drop Off & Sheltered Workshop	Northwest Missouri State University Recycling Center	1100 Block N County Country Club Dr (Icon Rd), Maryville, MO	University run facility, open to the public. Accepts recyclables and glass.
	NoCoMo Industries	319 S. Newton, Maryville, MO	Sheltered Workshop. Accepts recyclables.
	Nodaway County Recycling	1320 N. Main, Maryville, MO	Accepts recyclables and ewaste.
	Northwest Missouri Industries	18671 Industrial Rd., Rock Port, MO	Sheltered Workshop. Accepts aluminum and ewaste.
Compost Facility	None	N/A	N/A

Yard Waste Drop Off	City Storm Debris Site	Temporary	Intermittent collection following storm events only.
HHW Facility/Trailer	Nodaway County HHW Collection Site	1516 East Halsey Street, Maryville, MO	Dedicated site for four annual events.

District A - Services					
Region	Trash Collection	Recycling Collection	Yard Waste Collection	Recycling Drop Off	Yard Waste Drop Off
Large Metro	N/A	N/A	N/A	N/A	N/A
Small Metro	N/A	N/A	N/A	N/A	N/A
Rural	Abundant	None	None	Limited	Limited

District A - Programs and Education/Outreach	
Diversion Program	Program Overview
Comingled Recycling	<ul style="list-style-type: none"> <li>Haulers do not offer collection of recycling.</li> <li>Drop off locations are limited throughout the District.</li> <li>Sheltered workshops are heavily relied upon to provide recycling drop off.</li> <li>Northwest Missouri State University serves as the Districts primary recycling location.</li> </ul>
Yard Waste	<ul style="list-style-type: none"> <li>Haulers do not offer collection of yard waste.</li> <li>There are no community yard waste drop off sites.</li> </ul>
Food Waste	<ul style="list-style-type: none"> <li>Food waste diversion is not available.</li> <li>Northwest Missouri State University is currently composting food waste strictly in house and utilizing material on campus. They do not accept food waste from the public at this time.</li> </ul>
Glass	<ul style="list-style-type: none"> <li>Glass is accepted at select recycling drop off locations.</li> </ul>
HHW	<ul style="list-style-type: none"> <li>HHW is accepted at a county collection site which hosts six collection events throughout the year. This is free to residents only.</li> </ul>
Ewaste	<ul style="list-style-type: none"> <li>Ewaste is accepted at select recycling drop off locations. The District hosts periodic collection events.</li> </ul>
Tires	<ul style="list-style-type: none"> <li>Tires are accepted at a permitted waste tire processing facility within the District for a fee.</li> </ul>
Education and Outreach	<ul style="list-style-type: none"> <li>District website provides minimal resources.</li> <li>District picks a designated waste topic each year to focus on. Education events include community and school presentations.</li> </ul>

<b>District A - Challenges, Opportunities, and Needs</b>	
Challenges and Barriers	<ul style="list-style-type: none"> <li>• The District is mostly rural with limited service.</li> <li>• The District is minimally funded as it does not have a landfill.</li> <li>• No haulers offer collection of recycling or yard waste.</li> <li>• There are limited recycling drop off locations, mostly consolidated in one part of the district.</li> <li>• There are no yard waste drop off locations (other than intermittent).</li> <li>• Yard waste is typically managed onsite or through burning.</li> <li>• There is an issue with illegal tire dumping.</li> </ul>
Opportunities and Needs	<ul style="list-style-type: none"> <li>• Additional funding would allow for increased collection events (HHW, ewaste, tires, etc.).</li> <li>• The District would like to continue to focus on education regarding material that can be recycled and how to do so.</li> <li>• The Northwest Missouri State University Recycling Center holds many opportunities for increased diversion within the District.</li> </ul>

## District B – North Missouri

District B - Overview		
<b>District Planner</b>	<b>Ann Hamilton</b>	
<b>District Counties</b>	<b>2020 Population</b>	
Caldwell	14,557	
Carroll	11,874	
Chariton	9,808	
Davies	8,815	
Grundy	8,495	
Harrison	8,430	
Linn	8,157	
Livingston	7,408	
Mercer	5,999	
Putnam	4,681	
Sullivan	3,538	
<b>Total District Population</b>	<b>91,762</b>	
Disadvantaged Community Criteria (>90 Percentile Compared to the State)	Low income. Low life expectancy. Less than high school education.	



District B - Facilities			
Facility Type	Facility Name	Address	Notes
MSW Landfill	None	N/A	N/A
C&D Landfill	None	N/A	N/A
Transfer Station	Chillicothe Transfer Station	201 S Mitchell Avenue, Chillicothe, MO	Owned by the City of Chillicothe.
	Rapid Removal Transfer Station, LLC	86 Northwest 10th Avenue, Trenton, MO	Owned by Rapid Removal Transfer Station, LLC.
	RW Container Transfer Station	7400 NW Sale Barn Road, Cameron, MO	Owned by RW Container Transfer Station.
	Bethany Transfer Station	4200 Roleke Drive, Bethany, MO	Permanently closed per MDNR.
MRF (Mechanical Sort)	None	N/A	N/A
Recycling Drop Off & Sheltered Workshop	Hope Haven Ind. Inc. Sheltered Workshop	304 Clay St., Chillicothe, MO	Sheltered workshop. Accepts recyclables and ewaste.
	Chariton County Sheltered Workshop	30109 Cleve Iman Lane, Keytesville, MO	Sheltered workshop. Accepts recyclables and ewaste.
	Unified Services Sheltered Workshop	501 South 26th street, Bethany, MO	Sheltered workshop. Accepts mixed paper.
	District Mobile Trailer	Varies	Trailer is moved throughout the County.

Compost Facility	None	N/A	N/A
Yard Waste Drop Off	Various city collection sites	Varies	Intermittent collection.
HHW Facility/Trailer	None	N/A	N/A


District B - Services					
Region	Trash Collection	Recycling Collection	Yard Waste Collection	Recycling Drop Off	Yard Waste Drop Off
Large Metro	N/A	N/A	N/A	N/A	N/A
Small Metro	N/A	N/A	N/A	N/A	N/A
Rural	Common	Limited	None	Limited	Limited

District B - Programs and Education/Outreach	
Diversion Program	Program Overview
Comingled Recycling	<ul style="list-style-type: none"> <li>Haulers offer limited collection of recycling in rural areas. Some municipalities in the District have City-contracts with haulers but not in the less populated areas.</li> <li>Two counties received funding from the District for recycling trailers which are moved around the two counties.</li> <li>Sheltered workshops are heavily relied upon to accept recyclables.</li> </ul>
Yard Waste	<ul style="list-style-type: none"> <li>Haulers do not offer the collection of yard waste.</li> <li>There are no community yard waste drop off sites.</li> <li>The community mostly manages yard waste through intermittent pile locations or burning.</li> </ul>
Food Waste	<ul style="list-style-type: none"> <li>Food waste diversion is not available.</li> <li>Church-based food banks serve as redistribution centers for surplus food, ensuring donations are made available to local shelters.</li> </ul>
Glass	<ul style="list-style-type: none"> <li>Glass diversion is not available.</li> </ul>
HHW	<ul style="list-style-type: none"> <li>HHW is accepted at City-based collection events throughout the District.</li> </ul>
Ewaste	<ul style="list-style-type: none"> <li>Ewaste is accepted at select drop off locations and at periodic City-based collection events.</li> </ul>
Tires	<ul style="list-style-type: none"> <li>Tires are accepted at some local retailers for a fee. The District hosts periodic tire collection events.</li> </ul>
Education and Outreach	<ul style="list-style-type: none"> <li>District website provides some information but information appears to be outdated.</li> <li>District provides support for recycling at the State/County Fairs.</li> </ul>

<b>District B - Challenges, Opportunities, and Needs</b>	
Challenges and Barriers	<ul style="list-style-type: none"> <li>• The District is mostly rural with limited service.</li> <li>• The District is minimally funded as it does not have a landfill and has lower population.</li> <li>• There is limited to no curbside collection for recycling and yard waste. Haulers' services are expensive and difficult to seek out.</li> <li>• There are limited recycling drop-off locations throughout the District.</li> <li>• There are no designated yard waste drop off locations (other than intermittent pile locations where yard waste is left to naturally decompose or burn).</li> <li>• There are issues with illegal dumping of tires.</li> <li>• There are issues with burning of both trash and yard waste.</li> </ul>
Opportunities and Needs	<ul style="list-style-type: none"> <li>• There is an opportunity to provide residents greater access to material specific collection events.</li> <li>• There is a need for additional guides and resources for how to manage solid waste in a rural area.</li> <li>• The District is working to develop a new website to provide additional resources.</li> <li>• The District would like to increase efforts towards education and outreach in schools and businesses similar to pre-pandemic efforts in earlier years.</li> </ul>

## District C – Northeast Missouri

District C - Overview		
<b>District Planner</b>	<b>Marla Greiner</b>	
<b>District Counties</b>	<b>2020 Population</b>	
Adair	25,314	
Lewis	10,032	
Clark	6,634	
Scotland	4,716	
Schuyler	4,032	
Knox	3,744	
<b>Total District Population</b>	<b>54,472</b>	
Disadvantaged Community Criteria (>90 Percentile Compared to the State)	Low income. Low life expectancy. Less than high school education.	



District C - Facilities			
Facility Type	Facility Name	Address	Notes
MSW Landfill	Backridge Landfill	26265 State Highway B, La Grange, MO	Owned by Republic.
C&D Landfill	None	N/A	N/A
Transfer Station	None	N/A	N/A
MRF (Mechanical Sort)	None	N/A	N/A
Recycling Drop Off & Sheltered Workshop	City of Canton Recycling Center	509 North 4 <sup>th</sup> Street, Canton, MO	Accepts recyclables. Open on Saturdays only. Community volunteer project.
	City Drop Off Center	Edina, MO	Accepts recyclables.
	Industrial Opportunities	510 Vine Street, Canton, MO	Sheltered Workshop. Accepts recyclables.
	High Hope Employment Services	2819 South Halliburton, Kirksville, MO	Accepts recyclables.
	City Recycling Drop Off	Memphis, MO	Accepts recyclables.
Compost Facility	None	N/A	N/A
Yard Waste Drop Off	Kirksville Yard Waste Disposal and Brush Site	22376 Missouri State Highway 6, Kirksville, MO	Open to Kirksville residents only.
HHW Facility/Event	Kirksville HHW Facility	Public Works Complex at 2001 N. Osteopathy, Kirksville, MO	Open to City residents.


District C - Services					
Region	Trash Collection	Recycling Collection	Yard Waste Collection	Recycling Drop Off	Yard Waste Drop Off
Large Metro	N/A	N/A	N/A	N/A	N/A
Small Metro	N/A	N/A	N/A	N/A	N/A
Rural	Common	Limited	Limited	Limited	Limited

District C - Programs and Education/Outreach	
Diversion Program	Program Overview
Comingled Recycling	<ul style="list-style-type: none"> <li>Haulers offer limited collection of recycling.</li> <li>Drop off locations are limited. These locations are heavily relied upon in areas where curbside recycling collection is not available.</li> </ul>
Yard Waste	<ul style="list-style-type: none"> <li>Haulers offer limited collection of yard waste in the City of Kirksville.</li> <li>Drop off locations are limited throughout the District.</li> </ul>
Food Waste	<ul style="list-style-type: none"> <li>Food waste diversion is not available.</li> </ul>
Glass	<ul style="list-style-type: none"> <li>Glass diversion is not available.</li> </ul>
HHW	<ul style="list-style-type: none"> <li>HHW diversion is not available to residents outside of the City Kirksville.</li> </ul>
Ewaste	<ul style="list-style-type: none"> <li>Ewaste diversion is not available.</li> </ul>
Tires	<ul style="list-style-type: none"> <li>Tire diversion is not available.</li> </ul>
Education and Outreach	<ul style="list-style-type: none"> <li>District website provides minimal resources.</li> </ul>

District C - Challenges, Opportunities, and Needs	
Challenges and Barriers	<ul style="list-style-type: none"> <li>The District is mostly rural with limited service.</li> <li>The District is minimally funded although it has a landfill. The Districts low population contributes to its minimal funding.</li> <li>There is limited drop-off locations for recycling and yard waste.</li> </ul>
Opportunities and Needs	<ul style="list-style-type: none"> <li>There is a need for additional access to recycling and yard waste drop off locations in the District.</li> </ul>

## District D – Region D Recycling and Waste Management

District D - Overview		
<b>District Planner</b>	<b>Brenda Kennedy</b>	
<b>District Counties</b>	<b>2020 Population</b>	
Buchanan	84,793	
Clinton	21,184	
Andrew	18,135	
DeKalb	11,029	
<b>Total District Population</b>	<b>135,141</b>	
Disadvantaged Community Criteria (>90 Percentile Compared to the State)	Low income. Low life expectancy. Less than high school education.	



District D - Facilities			
Facility Type	Facility Name	Address	Notes
MSW Landfill	St. Joseph Sanitary Landfill	9431 50th Road Southeast, St. Joseph, MO	Owned by the City of St. Joseph.
C&D Landfill	None	N/A	N/A
Transfer Station	None	N/A	N/A
MRF (Mechanical Sort)	None	N/A	N/A
Recycling Drop Off & Sheltered Workshop	Clinco Sheltered Workshop	1205 West Grand, Cameron, MO	Sheltered Workshop. Accepts recyclables, glass, and ewaste.
	DeKalb County	601 Highway 6, Maysville, MO	Accepts recyclables, tin and aluminum.
	City of Lathrop Recycling Center	101 Pine Street, Lathrop, MO	Accepts recyclables, tin and aluminum.
	City of Stewartville Recycling Center	203 South Main Street, Stewartville, MO	Accepts recyclables.
	City of St. Joseph Recycling Center	3405 S Belt Hwy, St. Joseph, MO	Accepts recyclables.
	Andrew County Recycling Center	501 N 11th St, Savannah, MO	Accepts recyclables.
Compost Facility	None	N/A	N/A
Yard Waste Drop Off	City of Plattsburg Yard Waste Drop Off	811 S. Middle Road Plattsburg, MO	Open to residents. Chipped and made available to residents.
	City of Savannah Yard Waste Drop Off	14260 South Business 71 Hwy, Savannah, MO	Open to residents by permission from City Hall.


			Chipped and made available to residents.
HHW Facility/Trailer	Buchanan County HHW Facility	51 SE Houseman Street, Faucett, MO	County operated. Supported by district grants. Open May-Oct.
	City of Cameron HHW Facility	521 South Elm, Cameron, MO	County operated. Supported by District grants. Open May-Oct.

District D - Services					
Region	Trash Collection	Recycling Collection	Yard Waste Collection	Recycling Drop Off	Yard Waste Drop Off
Large Metro	N/A	N/A	N/A	N/A	N/A
Small Metro	Abundant	Limited	None	Common	Limited
Rural	Common	Limited	None	Limited	None

District D - Programs and Education/Outreach	
Diversion Program	Program Overview
Comingled Recycling	<ul style="list-style-type: none"> <li>Haulers offer limited collection of recycling.</li> <li>Drop off locations are common in small metro areas but limited in rural areas.</li> </ul>
Yard Waste	<ul style="list-style-type: none"> <li>Haulers do not offer collection of yard waste.</li> <li>Drop off locations are limited in small metro areas and are not available in rural areas.</li> <li>Drop off piles are chipped and made available to residents.</li> </ul>
Food Waste	<ul style="list-style-type: none"> <li>Food waste diversion is not available.</li> </ul>
Glass	<ul style="list-style-type: none"> <li>Glass is accepted at most drop off facilities and curbside collection programs.</li> </ul>
HHW	<ul style="list-style-type: none"> <li>HHW is accepted at the District-supported HHW facilities in Buchanan County and the City of Cameron or City-based collection events in St. Joseph (2 per year).</li> </ul>
Ewaste	<ul style="list-style-type: none"> <li>Ewaste is accepted at either the HHW collection location in Buchanan County or the Clinco sheltered workshop.</li> </ul>
Tires	<ul style="list-style-type: none"> <li>Tires are accepted at retailers throughout the District, however there are no waste tire processing facilities.</li> </ul>
Education and Outreach	<ul style="list-style-type: none"> <li>District website provides some information but appears to be outdated.</li> <li>District makes educational videos focusing on different recycling topics and provides them to the community.</li> </ul>

<b>District D - Challenges, Opportunities, and Needs</b>	
Challenges and Barriers	<ul style="list-style-type: none"> <li>• The District is made up of both small metro and rural regions with moderate and varying services.</li> <li>• Haulers offer residential curbside collection although it can be difficult in rural areas to find a hauler for these services.</li> <li>• Yard waste drop off locations are primarily situated in more populated areas and not provided to rural areas which has led to burning of yard waste.</li> <li>• There is an issue with illegal dumping of tires.</li> <li>• The proximity to services heavily influences residents' disposal and diversion practices.</li> </ul>
Opportunities and Needs	<ul style="list-style-type: none"> <li>• The District would like to continue to work towards diversion of common recyclables, ewaste, and tires so that resources may be more accessible throughout the District.</li> <li>• The District would like to get back to providing educational resources in schools and the general community to reshape the mentality around disposal and diversion.</li> <li>• There is a need for guidance regarding education and outreach resources provided through District websites.</li> <li>• There is an opportunity to continue working with member cities which have worked to offer drop off services and curbside collection.</li> <li>• There is an opportunity to continue growing in the collection of ewaste.</li> </ul>

## District E – Mid America Regional Council

District E - Overview		
<b>District Planner</b>	<b>Nadja Karpilow</b>	
<b>District Counties</b>	<b>2020 Population</b>	
Jackson	717,204	
Clay	253,335	
Cass	107,824	
Platte	106,718	
Ray	23,158	
<b>Total District Population</b>	<b>1,208,239</b>	
Disadvantaged Community Criteria (>90 Percentile Compared to the State)	Low income. People of color. Low life expectancy. Less than high school education.	

District E - Facilities			
Facility Type	Facility Name	Address	Notes
MSW Landfill	Courtney Ridge Recycling and Disposal Facility	1701 North MO 291, Sugar Creek, MO	Owned by Republic.
C&D Landfill	Pink Hill Acres	3500 NW 7 Highway, Blue Springs, MO	Privately owned.
Transfer Station	Cass County Transfer Station	2701 S. Brickplant Road, Harrisonville, MO	Owned by Cass County Waste Transfer, LLC.
	Lee's Summit Solid Waste Processing Facility	2011 SE Hamblen Rd Lee's Summit, MO	Owned by the City of Lee's Summit.
	Mark II Transfer Station	6709 E Highway 40	Owned by Monheiser Land Holdings LLC.
	Material Recovery & Transfer Station LLC	4020 Winchester Avenue, Kansas City, MO	Privately Owned.
	Raptor Recycle and Transfer LLC Transfer Station	11901 S U.S. Hwy, Grandview, MO	Owned by Raptor Recycle and Transfer LLC.
	River Bend Recovery Park, LLC	17200 Industrial Drive, River Bend, MO	Owned by River Bend Recovery Park, LLC.
	WCA – Kansas City Transfer, LLC	7801 East Truman Road, Kansas City, MO	Owned by WCA.
	GFL Transfer Station	22820 South State Route 291, Harrisonville, MO	Owned by GFL.
MRF (Mechanical Sort)	Kansas City MRF	2700 E Mechanic St, Harrisonville, MO	Owned by GFL.
	Midwest Shredding Service	2900 E 147th St, Kansas City, MO	Owned by Midwest Shredding. Does not accept curbside residential material.
	Pioneer Industries	2501 E Front St, Kansas City, MO	Formerly Batliner. Does not accept comingled material.

	Summit Transfer – Lee’s Summit Resource Recovery Park	2101 SE Hamblen Rd., Lee's Summit, MO	Owned by KC Dumpster Company. C&D material only.
Recycling Drop Off & Sheltered Workshop	City of Excelsior Springs Recycling Center	1290 S. Marietta St., Excelsior Springs, MO	Accepts recyclables, glass, and scrap metal appliances.
	City of Harrisonville Recycling Center	22820 S. 291 Hwy., Harrisonville, MO	Owned by GFL. Accepts recyclables.
	Kansas City Mo. Recycling Center - East Bottoms	4707 Deramus, Kansas City, MO	Accepts recyclables and glass.
	Kansas City Mo. Recycling Center - Northland	5601 N.E. Pleasant Valley Rd., Kansas City, MO	Accepts recyclables and glass.
	Kansas City Mo. Recycling Center - Red Bridge	5200 E Red Bridge Rd, Kansas City, MO	Accepts recyclables and glass.
	City of Kearney Recycling Center	504 East 19th Street, Kearney, MO	Accepts recyclables, glass, and ewaste.
	City of Liberty Recycling Center	400 Suddarth, Liberty, MO	Accepts recyclables and glass.
	Summit Transfer - Lee's Summit Resource Recovery Park	2101 SE Hamblen Rd., Lee's Summit, MO	Accepts recyclables, C&D, yard waste, and HHW.
	Ted's Trash Service, Inc.	10736 E Truman Rd, Independence, MO	Accepts recyclables.
	City of Weston Recycling Center	725 Market St., Weston, MO	Accepts recyclables.
	City of Weston Recycling Drop Off	401 Blackhawk St, Weston, MO	Accepts recyclables.
	City of Harrisonville Recycling Center - Vine St.	Casco Area Workshop, 1800 W. Vine St., Harrisonville, MO	Sheltered Workshop. Accepts recyclables, scrap metal, and some appliances.
	Ideal Industries Sheltered Workshop	601 N Thornton St, Richmond, MO	Sheltered Workshop. Accepts recyclables glass, and textiles.
Compost Facility	Lee's Summit Resource Recovery Park	2011 SE Hamblen Rd Lee's Summit, MO	Yard waste.
	Missouri Organic Recycling	7700 E US Hwy 40, Kansas City, MO	Yard waste and food waste.
	Rockridge Quarry (Damon Pursell Construction Company)	9001 Hickman Mills Drive, Kansas City, MO	Commercial Yard waste only.
	Suburban Lawn & Garden Yard Waste Recycling	201 W 139 St, Kansas City, MO	Yard waste.
	Urbavore Farm & Compost Collective KC	5500 Bennington Ave. Kansas City, MO	Yard waste and food waste.
Yard Waste Drop Off	City of Excelsior Springs	1300 S Marietta St, Excelsior Springs, MO	Grind and haul operation.
	City of Independence	875 Vista Ave, Independence, MO	Grind and haul operation.
	City of Kansas City, MO	10301 Raytown Rd, Kansas City, MO	Grind and haul operation with Missouri Organic Recycling.

	City of Kansas City, MO	1815 N Chouteau Trafficway, Kansas City, MO	Grind and haul operation with Missouri Organic Recycling.
	City of Kansas City, MO	11660 N Main St, Kansas City, MO	Grind and haul operation with Missouri Organic Recycling.
	City of Riverside (Damon Pursell Construction Company)	6305 NW River Park Dr W, Riverside, MO	The City of Riverside contracts with Damon Purcell. Grind and haul operation.
	Eastern Jackson County Yard waste Facility	37910 E Pink Hill Rd, Oak Grove, MO	Grind and haul operation.
	Kansas City Composting	2008 E 171st St, Belton, MO	Grind and haul operation.
HHW Facility/Trailer	KC Household Hazardous Waste Collection Facility	4707 Deramus Avenue, Kansas City, MO	Open year round to participating communities, supported by the District and participating communities.
	Lee's Summit Resource Recovery Park	2011 SE Hamblen Rd Lee's Summit, MO	Open year round to participating communities, supported by the District and participating communities.

District E - Services					
Region	Trash Collection	Recycling Collection	Yard Waste Collection	Recycling Drop Off	Yard Waste Drop Off
Large Metro	Abundant	Common	Common	Common	Common
Small Metro	Abundant	Limited	Limited	Common	Limited
Rural	Abundant	None	None	Limited	Limited


District E - Programs and Education/Outreach	
Diversion Program	Program Overview
Comingled Recycling	<ul style="list-style-type: none"> <li>Haulers commonly offer collection of recyclables in large metro areas, but these services are limited in small metro areas and are not available in rural areas.</li> <li>Municipalities with contracts for hauling services are more likely to include recycling service.</li> <li>Drop off locations are common in more populated areas but limited in rural areas.</li> </ul>
Yard Waste	<ul style="list-style-type: none"> <li>Haulers commonly offer collection of yard waste in large metro areas, but these services are limited in small metro and rural areas.</li> <li>Drop off locations are common in large metro areas but limited in both small metro and rural areas.</li> </ul>
Food Waste	<ul style="list-style-type: none"> <li>Food waste diversion is occurring through private residential and commercial collection programs, local farm operations, processors like Missouri Organic Recycling, as well as practiced by many businesses in the area.</li> </ul>

Glass	<ul style="list-style-type: none"> <li>• Glass is not accepted in comingled programs, but separate collection is available for both residential and commercial customers.</li> <li>• Glass is accepted at select recycling drop off locations.</li> <li>• Drop off bins are available within the District through Ripple Glass which takes the material to its processing facility. The material is broken down and sold to other companies to use in their end products such as fiberglass insulation and countertops.</li> </ul>
HHW	<ul style="list-style-type: none"> <li>• HHW is accepted at the two HHW facilities as well as District collection events throughout the year.</li> </ul>
Ewaste	<ul style="list-style-type: none"> <li>• Ewaste is accepted at select drop off locations. Local governments periodically host ewaste collection events.</li> </ul>
Tires	<ul style="list-style-type: none"> <li>• Tires are accepted at a waste tire processing facility within the District as well as retail tire shops for a fee.</li> </ul>
Education and Outreach	<ul style="list-style-type: none"> <li>• District website provides many resources on available diversion opportunities and District outreach initiatives including information on grants, HHW collection, food waste diversion through KCfoodwise.org, and reuse and recycling services on Recyclespot.org.</li> <li>• The District provides many educational resources including school presentations upon request, downloadable resources on the District website, advertising, waste audits, and many other programs.</li> <li>• Residents and community groups can request specific educational material from the District's website.</li> <li>• The District has provided grants to support mattress recycling, food waste collection, and more.</li> </ul>

<b>District E - Challenges, Opportunities, and Needs</b>	
Challenges and Barriers	<ul style="list-style-type: none"> <li>• The District includes large metro, small metro, and rural regional areas with varying services within those regions.</li> <li>• Haulers offer collection of all waste in metro areas, but there are no haulers offering collection of recycling or yard waste in rural areas.</li> <li>• Some larger cities are not contracting for collection service which limits participation in recycling.</li> <li>• Recycling drop off locations are available in metro areas and rural areas, but are not as easily accessible.</li> <li>• Yard waste drop off locations are common in metro areas but are limited in rural areas.</li> <li>• In rural areas without services, yard waste is managed through burning and composting.</li> </ul>
Opportunities and Needs	<ul style="list-style-type: none"> <li>• There is a need for EPR laws on scrap tires and paint.</li> <li>• There is a need for more proactive champions on the leadership from local governments.</li> <li>• There is an opportunity for the District to promote and further provide grant funding to support lasting infrastructure.</li> <li>• There is an opportunity to advance the growing presence of diversion opportunities within the District with help from local governments to implement solid waste planning motives.</li> </ul>

## District F – Region F West Central

District F - Overview		
<b>District Planner</b>	<b>Rebecca Whitaker</b>	
<b>District Counties</b>	<b>2020 Population</b>	
Johnson	54,013	
Pettis	42,980	
Lafayette	32,984	
Saline	23,333	
Morgan	21,006	
<b>Total District Population</b>	<b>174,316</b>	
Disadvantaged Community Criteria (>90 Percentile Compared to the State)	Low income. People of color. Less than high school education.	



District F - Facilities			
Facility Type	Facility Name	Address	Notes
MSW Landfill	Central Missouri Landfill	24461 Oak Grove Lane, Sedalia, MO	Owned by GFL.
	Show Me Regional Sanitary Landfill	230 Southeast 421 Road, Warrensburg, MO	Owned by Republic.
C&D Landfill	None	N/A	N/A
Transfer Station	F&J Disposal, L.L.C. Transfer Station	32100 Highway 135, Gravois Mills, MO	Owned by F&J Disposal, LLC.
	RTS Transfer Station	3400 block of 230 <sup>th</sup> Road, Marshall, MO	Owned by RTS. New facility that will be a transfer station.
	WCA – Sedalia Transfer Station	21469 West Hwy 50, Sedalia, MO	Owned by Waste Corporation of Missouri, Inc.
	WCA - Marshall Transfer Station	3614 West Arrow, Marshall, MO	Owned by Waste Corporation of Missouri, Inc.
MRF (Mechanical Sort)	None	N/A	N/A
Recycling Drop Off & Sheltered Workshop	City of Sedalia Recycling drop off	27888 State Hwy U, Sedalia, MO	Accepts recyclables. Open once per month and select days throughout the year.
	City of Marshall	North Street, Marshall, MO	Accepts recyclables.
	MO Glass Upcycle	18915 Brendel Boulevard, Rocky Mount, MO	Accepts recyclables.
	Ozark Recycling Center LLC	10066 MO-52, Versailles, MO	Accepts recyclables.
Compost Facility	City of Marshall	26523 245th Road Marshall, MO	Free to residents. Yard waste only.
	City of Sedalia	27882 Hwy U Sedalia, MO	Yard waste only.

Yard Waste Drop Off	City of Lexington	418 South 24th Street Lexington, MO	Drop off dumpster.
	City of Odessa	401 N 1st Street, Odessa, MO	Drop off dumpster.
	City of Higginsville	107 East 22nd Street, Higginsville, MO	Drop off dumpster.
	City of Concordia	442 St Louis Rd, Concordia, MO	Drop off area.
HHW Facility/Trailer	Lexington/Lafayette County HHW	418 S. 24th St., Lexington, MO	Funded by District. Open to residents within the County. Also takes ewaste.
	Marshall/Saline County HHW Event	26523 245th Rd., Marshall, MO	Funded by District. Open to residents within the County. Also takes ewaste.
	Sedalia/Pettis County HHW	27882 Hwy. U, Sedalia, MO	Funded by District. Open to residents within the County. Also takes ewaste.
	Versailles/Morgan County HHW	610 Alum Springs Rd, Versailles, MO	Funded by District. Open to residents within the County. By appointment and open once per month.
	Warrensburg/Johnson County HHW	326 E North St., Warrensburg, MO	Funded by District. Open to residents within the County. Also takes ewaste.

District F - Services					
Region	Trash Collection	Recycling Collection	Yard Waste Collection	Recycling Drop Off	Yard Waste Drop Off
Large Metro	N/A	N/A	N/A	N/A	N/A
Small Metro	Abundant	Common	None	Limited	Limited
Rural	Abundant	Limited	None	None	None


District F - Programs and Education/Outreach	
Diversion Program	Program Overview
Comingled Recycling	<ul style="list-style-type: none"> <li>Haulers commonly offer collection of recycling in more populated small metro areas, but collection is limited in rural areas.</li> <li>Drop off locations are limited in small metro areas and there are none in rural areas.</li> </ul>
Yard Waste	<ul style="list-style-type: none"> <li>Haulers do not offer collection of yard waste in the District.</li> <li>Drop off locations are limited in small metro areas and there are none in rural areas.</li> </ul>
Food Waste	<ul style="list-style-type: none"> <li>Food waste diversion is not currently available in the District, although discussions regarding the material are occurring.</li> </ul>
Glass	<ul style="list-style-type: none"> <li>Glass diversion is not available.</li> </ul>

HHW	<ul style="list-style-type: none"> <li>• HHW diversion is available through the five collection facilities funded by the District.</li> <li>• Diversion opportunities are also available through local collection events.</li> </ul>
Ewaste	<ul style="list-style-type: none"> <li>• Ewaste is accepted at select drop off locations. The District hosts periodic collection events.</li> </ul>
Tires	<ul style="list-style-type: none"> <li>• Tire diversion is not available.</li> </ul>
Education and Outreach	<ul style="list-style-type: none"> <li>• District website provides resources on disposal locations, collection events, educational resources, and District grants.</li> <li>• District educational resources include social media posts, presentation slides provided upon request and material specific videos that describe proper disposal.</li> </ul>

<b>District F - Challenges, Opportunities, and Needs</b>	
Challenges and Barriers	<ul style="list-style-type: none"> <li>• The District is made up of both small metro and rural regions with moderate and varying services.</li> <li>• No haulers offer collection of yard waste.</li> <li>• There are limited recycling and yard waste drop off locations.</li> <li>• Glass, tires, food waste, and yard waste are all challenging materials to divert.</li> <li>• There is an issue with illegal dumping.</li> </ul>
Opportunities and Needs	<ul style="list-style-type: none"> <li>• There is an opportunity to provide funding for programs and growth of resources due to funding received by local landfills.</li> <li>• There is a need for additional long term disposal facilities which would allow for increased collection.</li> <li>• The District would like to increase efforts in public education and awareness in attempts to change the negative mindset around material diversion.</li> </ul>

## District G – Mark Twain

District G - Overview		
<b>District Planner</b>	<b>Ashley Long</b>	
<b>District Counties</b>	<b>2020 Population</b>	
Marion	28,525	
Randolph	24,716	
Pike	17,587	
Macon	15,209	
Ralls	10,355	
Monroe	8,666	
Shelby	6,103	
<b>Total District Population</b>	<b>111,161</b>	
Disadvantaged Community Criteria (>90 Percentile Compared to the State)	Low income. Low life expectancy. Less than high school education.	



District G - Facilities			
Facility Type	Facility Name	Address	Notes
MSW Landfill	Maple Hill Landfill	13100 Highway VV, Bowling Green, MO	Owned by Waste Management.
	Eagle Ridge Landfill	31226 Intrepid Road, Macon, MO	Owned by Meridian Waste.
C&D Landfill	None	N/A	N/A
Transfer Station	Moberly Transfer Station	101 Martin Lane, Moberly, MO	Owned by Waste Management.
MRF (Mechanical Sort)	None	N/A	N/A
Recycling Drop Off & Sheltered Workshop	Pike County Sheltered Workshop	900 Independence Drive, Bowling Green, MO	Sheltered Workshop. Accepts common recyclables.
	Randolph County Sheltered Workshop	1751 Robertson Road, Moberly, MO	Sheltered Workshop. Accepts common recyclables.
	Macon Diversified Industries, Inc. Sheltered Workshop	1103 Enterprise Rd, Macon, MO	Sheltered Workshop. Accepts common recyclables.
	Monroe City Sheltered Workshop	701 S East Border Street, Monroe City, MO	Sheltered Workshop. Accepts recyclables.
	Two Rivers Industries/NEMO Sheltered Workshop	659 Clinic Road, Hannibal, MO	Sheltered Workshop. Accepts common recyclables, ewaste, glass, and other hard to recycle material.
	City of Palmira Recycle Center	810 West Line Street Palmyra, MO	All-volunteer operation recycling drop off center.

			Open the first and third Saturday of each month.
Compost Facility	None	N/A	N/A
Yard Waste Drop Off	City of Moberly Yard Waste Drop Off	2300 N Morley Street Moberly, MO	City-owned. Accepts yard waste as well as tires for a fee.
	City of Macon Compost Site	Blees Industrial Dr, Macon, MO	City-owned. Brush piles site. Open year-round.
HHW Facility/Trailer	Mark Twain Regional Council of Governments Household Hazardous Waste & E-Waste Collection Center	42494 Delaware Lane, Perry, MO	District funded operations. Accepts residential HHW items at no cost. Commercial material not accepted. Open two times per month.


District G - Services					
Region	Trash Collection	Recycling Collection	Yard Waste Collection	Recycling Drop Off	Yard Waste Drop Off
Large Metro	N/A	N/A	N/A	N/A	N/A
Small Metro	N/A	N/A	N/A	N/A	N/A
Rural	Abundant	Limited	None	Common	Limited

District G - Programs and Education/Outreach	
Diversion Program	Program Overview
Comingled Recycling	<ul style="list-style-type: none"> <li>Haulers offer limited collection of recycling in rural areas.</li> <li>Drop off locations are common in the District.</li> <li>Sheltered workshops are heavily relied upon to accept recyclables.</li> </ul>
Yard Waste	<ul style="list-style-type: none"> <li>Haulers do not offer the collection of yard waste.</li> <li>Drop off locations are limited in the District.</li> </ul>
Food Waste	<ul style="list-style-type: none"> <li>Food waste diversion is not available.</li> <li>There are food donations banks in the area.</li> </ul>
Glass	<ul style="list-style-type: none"> <li>Glass is accepted at select recycling drop off locations.</li> <li>The District has also supported the City of Moberly in glass recycling endeavors.</li> </ul>
HHW	<ul style="list-style-type: none"> <li>HHW diversion is available through the HHW &amp; ewaste collection center. The facility is open 2 times per month and is free to residents. No commercial material is accepted.</li> </ul>
Ewaste	<ul style="list-style-type: none"> <li>Ewaste is accepted at select drop off locations and sheltered workshops.</li> </ul>
Tires	<ul style="list-style-type: none"> <li>Tires are accepted at a waste tire processing facility within the District as well as a yard waste drop off location for a fee.</li> </ul>
Education and Outreach	<ul style="list-style-type: none"> <li>District website provides minimal resources.</li> <li>The District participates in providing educational content in schools and funding for recycled playgrounds and mini education grants.</li> </ul>

<b>District G - Challenges, Opportunities, and Needs</b>	
Challenges and Barriers	<ul style="list-style-type: none"> <li>• The District is made up of both small metro and rural regions with moderate and varying services.</li> <li>• Few to no haulers offer collection of recycling or yard waste.</li> <li>• There are limited yard waste drop off locations. Existing locations are solely operated by the municipalities.</li> <li>• It is unknown what is done with this yard waste material upon collection.</li> </ul>
Opportunities and Needs	<ul style="list-style-type: none"> <li>• Additional funding or resources would allow for increased collection events or facilities to collect harder to dispose items.</li> <li>• Additional funding would support sheltered workshops to continue to provide and expand their services.</li> <li>• The District would like to have curbside recycling as a reliable service to residents rather than relying solely on drop off locations.</li> </ul>

## District H – Mid-Missouri

District H - Overview		
<b>District Planner</b>	<b>Elise Buchheit</b>	
<b>District Counties</b>	<b>2020 Population</b>	
Boone	183,610	
Cole	77,279	
Callaway	44,283	
Audrain	24,962	
Cooper	17,103	
Moniteau	15,473	
Osage	13,274	
Howard	10,151	
<b>Total District Population</b>	<b>386,135</b>	
Disadvantaged Community Criteria (>90 Percentile Compared to the State)	Low income. People of color. Less than high school education.	



District H - Facilities			
Facility Type	Facility Name	Address	Notes
MSW Landfill	Columbia Sanitary Landfill	5700 Peabody Road, Columbia, MO	Owned by the City of Columbia. Allowed to take yard waste.
	Jefferson City Landfill, L.L.C., d.b.a. Jefferson City Landfill Authority	5605 Moreau River Access Road, Jefferson City, MO	Owned by Republic.
C&D Landfill	None	N/A	N/A
Transfer Station	City of Boonville Solid Waste Transfer Station	690 Al Bersted Drive, Booneville, MO	Owned by the City of Booneville.
	Love's, LLC Transfer Station	33500 Audrain County Road 708, Martinsburg, MO	Owned by Robert W. Love, Jr. and Dayne Love.
	M & W Hauling, Inc. Transfer Station	9106 Old Bass Road, Eugene, MO	Owned by Moad & Watts Investments, LLC.
MRF (Mechanical Sort)	City of Columbia Material Recovery Facility	Near 8th Street and Hickman Ave	City owned and operated.
	Federal Recycling	Near 7th Street and Hickman Ave, Jefferson City	Privately owned and operated.
Recycling Drop Off & Sheltered Workshop	Boonslick Industries Sheltered Workshop	1620 W Ashley Rd., Booneville, MO	Sheltered Workshop. Also takes glass.
	Handi-Shop, Inc.	508 E Liberty Street, Mexico, MO	Sheltered Workshop.
	New World Recycling	2007 Idlewood Road, Jefferson City, MO	Accepts recyclables and ewaste.


Compost Facility	Blue Bird Composting	4657 State Road HH, Fulton, MO	Accepts yard waste and food waste.
	City of Columbia	5700 Peabody Road, Columbia, MO	City operated yard waste compost site located at the landfill.
Yard Waste Drop Off	Jefferson City Yard Waste Site	708 Ellis Blvd, Jefferson City, MO	City owned.
	City of Columbia, Parkside Drive Drop Off	Northwest Columbia, between Cosmo Park and Creasy Springs Road	City of Columbia hauls to compost site.
	City of Columbia, Capen Park Drop Off	1600 Capen Park Dr, Columbia, MO	City of Columbia hauls to compost site.
HHW Facility/Trailer	Cole County Household Hazardous Waste Facility	320 E McCarty St, Jefferson City, MO	Address listed is the office location, periodic monthly events.
	Callaway County Household Hazardous Waste facility/City of Fulton HHW	151 W. Tennyson Rd, Fulton, MO	Periodic monthly events.
	City of Columbia HHW Facility	1313 Lakeview, Columbia, MO	Periodic monthly events.

District H - Services					
Region	Trash Collection	Recycling Collection	Yard Waste Collection	Recycling Drop Off	Yard Waste Drop Off
Large Metro	Abundant	Abundant	Limited	Common	Common
Small Metro	Abundant	Common	Limited	Common	Common
Rural	Limited	None	None	Limited	None

<b>District H - Programs and Education/Outreach</b>	
<b>Diversions Program</b>	<b>Program Overview</b>
Comingled Recycling	<ul style="list-style-type: none"> <li>• Haulers offer collection of recyclables in metro areas but not rural areas.</li> <li>• The District includes a MRF based in Jefferson City that serves primarily commercial businesses and a MRF in Columbia operated by the city.</li> </ul>
Yard Waste	<ul style="list-style-type: none"> <li>• Haulers offer limited collection of yard waste in metro areas, and do not offer collection in rural areas.</li> <li>• Drop off locations are available in Columbia and Jefferson City.</li> <li>• The Columbia Sanitary Landfill is the only landfill permitted to still accept yard waste in the State. While they allow yard waste in the landfill, they also operate a compost facility that sells a marketable product. The Columbia compost facility does not accept material from external customers. Residents that utilize the Columbia landfill are still allowed to dispose of yard waste through their trash collection which has led to inconsistent education on the importance of diverting such material.</li> </ul>
Food Waste	<ul style="list-style-type: none"> <li>• A privately owned compost facility, Blue Bird Composting in Columbia, is processing food waste primarily available to commercial businesses.</li> <li>• There are limited to no food waste diversion options available to residents.</li> <li>• Food Bank HQ in northeast MO salvages significant tonnage from restaurants and grocery stores to make available to those in need. Material that cannot be salvaged is then composted by Blue Bird Composting via partnership.</li> </ul>
Glass	<ul style="list-style-type: none"> <li>• Glass is accepted at select drop off locations and some recycling locations. It is not accepted curbside.</li> </ul>
HHW	<ul style="list-style-type: none"> <li>• There are a number of HHW collection locations within the District. Some of these locations are open on designated days of the month or week, some are by appointment only, some host only collection events once or twice per year.</li> </ul>
Ewaste	<ul style="list-style-type: none"> <li>• The District has previously hosted yearly ewaste collection events partnering with MRC. This is the only ewaste diversion option in the District.</li> </ul>
Tires	<ul style="list-style-type: none"> <li>• The District sponsors two annual collection events for tires for hauling and disposal.</li> </ul>
Education and Outreach	<ul style="list-style-type: none"> <li>• District website provides resources on District drop off locations, recycling resources, grants, educational resources, and district information.</li> <li>• The District contracts with Missouri River Relief to provide educational resources on litter reduction education, presentations to schools and community groups, and river cleanup trips.</li> <li>• The District targets grants for education.</li> <li>• The District formerly conducted presentation and waste audits at schools but this trailed off during the coronavirus pandemic.</li> </ul>

<b>District H - Challenges, Opportunities, and Needs</b>	
Challenges and Barriers	<ul style="list-style-type: none"> <li>• The District includes large metro, small metro, and rural regional areas with varying services within those regions.</li> <li>• Haulers offer collection of all waste in metro areas, but there are no haulers offering collection of recycling or yard waste in rural areas.</li> <li>• Recycling and yard waste drop off locations are common in metro areas but limited in rural areas leading to burning of yard waste.</li> <li>• Yard waste is still accepted through curbside collection and going to the Columbia Landfill, causing confusion and inconsistency on messaging for the diversion of yard waste.</li> <li>• There are no ewaste processors within the district and only one option for collection through a District held event.</li> <li>• There are limited options for the collection of tires which leads to some illegal dumping in more rural areas, particularly on public lands.</li> </ul>
Opportunities and Needs	<ul style="list-style-type: none"> <li>• There is a need for additional recycling and yard waste drop off options for communities not currently provided service.</li> <li>• There is an interest in curbside collection of recycling to more communities, but haulers do not offer service due to travel distances from MRF infrastructure.</li> <li>• There is not transparency on what is done with some materials diverted by the community which has led to distrust. The District would like to continue to focus on education especially around yard waste diversion and common recyclables.</li> </ul>

## District I – East Central

District I - Overview		
<b>District Planner</b>	<b>Kim Meyer</b>	
<b>District Counties</b>	<b>2020 Population</b>	
Franklin	104,682	
Lincoln	59,574	
Warren	35,532	
Montgomery	11,322	
<b>Total District Population</b>	<b>211,110</b>	
Disadvantaged Community Criteria (>90 Percentile Compared to the State)	Low income. Less than high school education.	

District I - Facilities			
Facility Type	Facility Name	Address	Notes
MSW Landfill	City of Washington (Struckhoff) Landfill	925 Struckhoff Lane, Washington, MO	Owned by the City of Washington.
C&D Landfill	None	N/A	N/A
Transfer Station	Winfield Transfer Station	751 S, MO-79, Winfield, MO	Owned by Meridian Waste of Missouri, LLC.
MRF (Mechanical Sort)	None	N/A	N/A
Recycling Drop Off & Sheltered Workshop	Earthwise Industries Sheltered Workshop	1386 S. Main Street, Troy, MO	Sheltered Workshop. Accepts Recyclables.
	East Central Missouri Recycling Center	South Side Avenue, 24448 State Hwy 47, Warrenton, MO	Open to District residents. Accepts recyclables, tires, and glass.
	City of Moscow Mills Community Recycle Center	995 Main St, Moscow Mills, MO	Accepts recyclables.
	Warren County Sheltered Workshop	1760 Daniel Boone Industrial Pky. Truesdale, MO	Sheltered Workshop. Accepts recyclables.
	City of Washington Recycle Center	400 Recycle Drive, Washington, MO	Accepts recyclables, yard waste, appliances, and scrap metal.
Compost Facility	None	N/A	N/A
Yard Waste Drop Off	City of Washington Recycle Center	400 Recycle Dr, Washington, MO	Open to City residents only and commercial haulers for a fee.
HHW Facility/Trailer	None	N/A	N/A

District I - Services					
Region	Trash Collection	Recycling Collection	Yard Waste Collection	Recycling Drop Off	Yard Waste Drop Off
Large Metro	N/A	N/A	N/A	N/A	N/A
Small Metro	N/A	N/A	N/A	N/A	N/A
Rural	Common	Limited	None	Limited	Limited


District I - Programs and Education/Outreach	
Diversion Program	Program Overview
Comingled Recycling	<ul style="list-style-type: none"> <li>Haulers offer limited collection of recycling.</li> <li>Drop off locations are limited throughout the District.</li> <li>Sheltered workshops are heavily relied upon to provide recycling drop off.</li> <li>The East Central Missouri Recycling Center is heavily relied upon to provide recycling drop off as well as other waste diversion opportunities as it is available to all residents within the District.</li> </ul>
Yard Waste	<ul style="list-style-type: none"> <li>Haulers do not offer collection of yard waste.</li> <li>Drop off locations are limited throughout the District.</li> <li>The majority of yard waste is handled on a collection event basis and is most likely managed through burning.</li> <li>The City of Washington Recycle Center accepts yard waste in addition to recyclables. The City provides exclusive leaf and limb pickup once a month.</li> </ul>
Food Waste	<ul style="list-style-type: none"> <li>Food waste diversion is not available other than Food donation banks within the area.</li> </ul>
Glass	<ul style="list-style-type: none"> <li>Glass is accepted at the East Central Missouri Recycling Center for a fee. The facility contracts with Matchbox Hauling to take the material every 6-8 months.</li> </ul>
HHW	<ul style="list-style-type: none"> <li>There are no designated HHW facilities in the District.</li> <li>Cities host periodic HHW collection events.</li> </ul>
Ewaste	<ul style="list-style-type: none"> <li>Ewaste is accepted at EPC Electronics Recycling Center, a processing center in Warren County. This is the only location that accepts ewaste within the District.</li> </ul>
Tires	<ul style="list-style-type: none"> <li>Tires are taken at the East Central Missouri Recycling Center for a fee although not processed in the district.</li> </ul>
Education and Outreach	<ul style="list-style-type: none"> <li>District website provides minimal resources.</li> <li>District educational resources include social media posts and website information.</li> </ul>

**District I - Challenges, Opportunities, and Needs**

Challenges and Barriers	<ul style="list-style-type: none"><li>• The District is mostly rural with moderate to limited services.</li><li>• A limited number of haulers offer collection of recycling in small metro areas, but no haulers offer collection of recycling in rural areas.</li><li>• No haulers offer collection of yard waste.</li><li>• There are limited to no recycling or yard waste drop off locations spread throughout the District.</li><li>• Yard waste is typically managed through collection events or through burning.</li><li>• There is an issue with illegal tire dumping in rural areas and it is unsure how the material is being cleaned up after dumping.</li></ul>
Opportunities and Needs	<ul style="list-style-type: none"><li>• There is a need for guidance on tire collection and disposal practices as infrastructure is sparse and residents have to travel long distances to divert them.</li><li>• There is an opportunity to continue supporting the Recycle Center in Warrenton which serves as a critical drop off location to all of the District.</li><li>• There is an opportunity to offer additional collection events to communities without immediate access to a recycle center.</li></ul>

## District J – Quad-Lakes

District J - Overview		
<b>District Planner</b>	<b>Shannon Stewart</b>	
<b>District Counties</b>	<b>2020 Population</b>	
Henry	21,946	
Benton	19,394	
Bates	16,042	
Cedar	14,188	
St. Clair	9,284	
Hickory	8,279	
<b>Total District Population</b>	<b>89,133</b>	
Disadvantaged Community Criteria (>90 Percentile Compared to the State)	Low income. Low life expectancy. Less than high school education.	



District J - Facilities			
Facility Type	Facility Name	Address	Notes
MSW Landfill	None	N/A	N/A
C&D Landfill	None	N/A	N/A
Transfer Station	Clinton Municipal Transfer Station	1303 North Washington Street, Clinton, MO	Owned by the City of Clinton.
	El Dorado Springs Transfer Station	600 Hainline Road, El Dorado Springs, MO	Owned by GFL.
	Golden Valley Environmental, L.L.C. Solid Waste Processing Facility	9 SE 400 Road, Clinton, MO	Owned by Golden Valley Environmental, LLC.
MRF (Mechanical Sort)	None	N/A	N/A
Recycling Drop Off & Sheltered Workshop	Adrian City Hall Recycling Trailers	City of Adrian, 16 East 5th Street, Adrian, MO	Seven trailers throughout the City. Accepts recyclables.
	Stockton Recycling Center	west side of Stockton. From MO. 32 west, turn right on Fourth Street, then left on Arnold Wallen Way.	Accepts recyclables and glass.
	Meredith Recycling	208 E 2nd St, Montrose, MO	Accepts recyclables, ewaste, batteries, and cars.
	Bates County Industries Inc.	5007 NW State RT TT, Butler, MO	Sheltered workshop. Accepts recyclables and glass.
	Henry County Industries	516 N Price Ln, Clinton, MO	Sheltered workshop. Accepts recyclables.
Compost Facility	None	N/A	N/A
Yard Waste Drop Off	City of Clinton Yard Waste Drop Off	1305 N. Washington St. Clinton, MO	City owned.

	City of Golden Valley yard Waste Drop Off	9 SE 400 RD Clinton, MO	City owned.
HHW Facility/Trailer	None	N/A	N/A

District J - Services					
Region	Trash Collection	Recycling Collection	Yard Waste Collection	Recycling Drop Off	Yard Waste Drop Off
Large Metro	N/A	N/A	N/A	N/A	N/A
Small Metro	N/A	N/A	N/A	N/A	N/A
Rural	Common	None	None	Limited	None

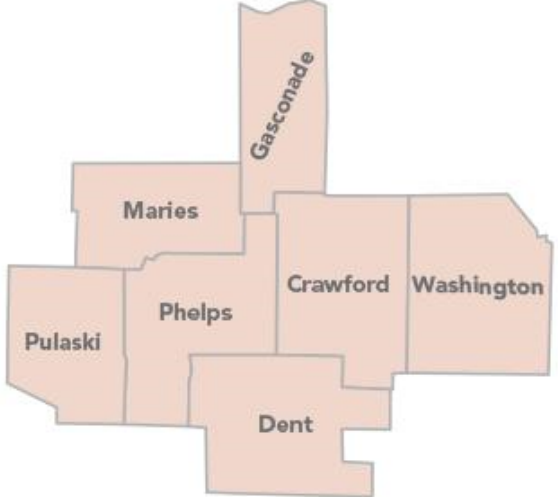
District J - Programs and Education/Outreach	
Diversion Program	Program Overview
Comingled Recycling	<ul style="list-style-type: none"> <li>Haulers do not offer the collection of recycling.</li> <li>Drop off locations are common in more populated areas of the District, but not in the majority of the District which is primarily rural.</li> <li>Recycling trailers are stationed throughout the District but have started to shut down due to misuse.</li> <li>Sheltered workshops are heavily relied upon to provide recycling drop off.</li> </ul>
Yard Waste	<ul style="list-style-type: none"> <li>Haulers do not offer the collection of yard waste.</li> <li>There are no drop off locations available within the District.</li> </ul>
Food Waste	<ul style="list-style-type: none"> <li>Food waste diversion is not available.</li> <li>There are local food pantries in the District.</li> </ul>
Glass	<ul style="list-style-type: none"> <li>Glass is accepted at select recycling drop off locations and sheltered workshops.</li> </ul>
HHW	<ul style="list-style-type: none"> <li>HHW diversion is not available.</li> </ul>
Ewaste	<ul style="list-style-type: none"> <li>Cities within the District host periodic ewaste collection events.</li> <li>Ewaste is also accepted at one drop off location in Henry County.</li> </ul>
Tires	<ul style="list-style-type: none"> <li>Tire diversion is not available.</li> </ul>
Education and Outreach	<ul style="list-style-type: none"> <li>District website provides minimal resources.</li> <li>District educational resources include presentations to area schools.</li> <li>The District has also helped with playground resurfacing within the District.</li> </ul>

**District J - Challenges, Opportunities, and Needs**

Challenges and Barriers	<ul style="list-style-type: none"><li>• The District is rural with limited service.</li><li>• The District is minimally funded as it does not have a landfill and has a low overall population.</li><li>• Haulers offer limited access to the collection of trash in the District. Collection is more common in city areas with higher population.</li><li>• Haulers do not offer the collection of recycling or yard waste.</li><li>• Recycling drop off locations are limited, and yard waste drop off locations are not available.</li><li>• There is an issue with access to services and education surrounding the diversion of trash and yard waste which has led to burning of both materials.</li><li>• There are no diversion options for HHW.</li><li>• There is an issue with illegal dumping of tires.</li></ul>
Opportunities and Needs	<ul style="list-style-type: none"><li>• Additional funding would allow for increased grant support, sheltered workshop assistance, collection events and/or collection infrastructure, or staff members.</li><li>• The District would like to increase education and outreach efforts to address resident's mindset on illegal dumping and burning.</li><li>• There is an opportunity to support sheltered workshops that are heavily relied upon in the District.</li></ul>

## District K – Ozark Rivers

District K – Overview	
<b>District Planner</b>	<b>Tammy Snodgrass</b>
<b>District Counties</b>	<b>2020 Population</b>
Pulaski	53,955
Phelps	44,638
Washington	23,514
Crawford	23,056
Gasconade	14,794
Dent	14,421
Maries	8,432
<b>Total District Population</b>	<b>182,810</b>
Disadvantaged Community Criteria (>90 Percentile Compared to the State)	Low income. Low life expectancy. Less than high school education.



District K - Facilities			
Facility Type	Facility Name	Address	Notes
MSW Landfill	Prairie Valley Landfill	3975 Missouri 19 North, Cuba, MO	Owned by Republic.
	Timber Ridge Landfill	12581 State Highway H, Richwoods, MO	Owned by Waste Connections.
C&D Landfill	None	N/A	N/A
Transfer Station	City of St. Robert Regional Transfer Facility	119 J.H. Williamson Drive, St. Robert, MO	Owned by the City of St. Robert.
	CWI-Potosi Transfer Station	10328 East State Highway E, Cadet, MO	Owned by CWI of Missouri, Inc.
	Phelps County Transfer Station	12441 County Road 2170, Rolla, MO	Owned by Phelps County Landfill Board.
MRF (Mechanical Sort)	None	N/A	N/A
Recycling Drop Off & Sheltered Workshop	City of Rolla Recycling Center	2141 Old St. James Road, Rolla, MO	Owned by the City. Accepts recyclables, ewaste, and glass.
	Dixon Area Caring Center	206 S Elm St, Dixon, MO	Sheltered Workshop. Accepts recyclables and glass.
	Enhancements, Inc. Sheltered Workshop	200 Frizzell St., Potosi, MO	Sheltered Workshop. Accepts recyclables.
	Scenic Rivers Industries Inc. Sheltered Workshop	601-607 S. Walker Street, Salem, MO	Sheltered Workshop. Accepts recyclables.
	Phelps County Industrial Solutions Sheltered Workshop	3900 Hy Point Blvd., Rolla, MO	Sheltered Workshop. Accepts recyclables.

Compost Facility	City of Rolla Yard Waste	2141 Old St James Rd, Rolla, MO	Owned by the City. Yard waste only. No fee to residents to drop off material, but fee for businesses.
Yard Waste Drop Off	St. James Yard waste	325 E Springfield St, St James, MO	Dump site pile. Open to City residents, not commercial entities.
	Fort Leonard Wood Yard Waste Facility	Ordinance Dr, Fort Leonard Wood, MO	Drop off operated by Fort Leonard.
HHW Facility/Trailer	City of St. Robert Regional Transfer Facility	119 J.H. Williamson Drive, St. Robert, MO	Free to residents within the District.
	City of Rolla HHW	2141 Old St. James Road, Rolla, MO	Free to residents within the District.


District K - Services					
Region	Trash Collection	Recycling Collection	Yard Waste Collection	Recycling Drop Off	Yard Waste Drop Off
Large Metro	N/A	N/A	N/A	N/A	N/A
Small Metro	Abundant	Common	Common	Common	Limited
Rural	Limited	None	None	None	None

District K - Programs and Education/Outreach	
Diversion Program	Program Overview
Comingled Recycling	<ul style="list-style-type: none"> <li>It is common for haulers to offer the collection of recycling in small metro areas, but they do not in more rural areas.</li> <li>Drop off locations are common in more populated areas but are not available in rural areas.</li> <li>Sheltered workshops are heavily relied upon to provide recycling drop off.</li> </ul>
Yard Waste	<ul style="list-style-type: none"> <li>A City-contract offers the collection of yard waste in select small metro areas, however, this same service collection is not offered in rural areas.</li> <li>Drop off locations are limited, only located in cities and not in rural areas.</li> <li>The extension office is active in promoting composting to the agricultural community.</li> </ul>
Food Waste	<ul style="list-style-type: none"> <li>Food waste diversion is not available.</li> <li>Local shelters glean food from grocery stores to recycle as part of a Food Savers Club. This is funded through a District grant.</li> </ul>
Glass	<ul style="list-style-type: none"> <li>Glass is accepted at select sheltered workshops and through Ripple collection containers.</li> </ul>
HHW	<ul style="list-style-type: none"> <li>There are two city-operated HHW facilities within the District. These facilities are funded by District grants and open to all residents within the District.</li> </ul>
Ewaste	<ul style="list-style-type: none"> <li>The District hosts periodic ewaste collection events.</li> <li>Catalytic Innovations is a battery recycling company that makes zinc and magnesium and sells it to sunscreen companies for end-market products.</li> </ul>
Tires	<ul style="list-style-type: none"> <li>Tire diversion is not available.</li> </ul>

Education and Outreach	<ul style="list-style-type: none"> <li>• District website provides resources on disposal locations, collection events, programs, educational resources, and grants.</li> <li>• District educational resources include programs to area schools, facility tours, litter prevention information, and program specific announcements.</li> </ul>
------------------------	---

<b>District K - Challenges, Opportunities, and Needs</b>	
Challenges and Barriers	<ul style="list-style-type: none"> <li>• The District is made up of some small metro areas but mostly rural areas with moderate and varying services.</li> <li>• Haulers offer recycling and yard waste collection in small metro areas, but not in rural areas. Trash hauling is also limited in rural areas.</li> <li>• Recycling drop off locations are common in metro areas but there are none in rural areas.</li> <li>• There are limited to no yard waste drop off locations which has led to yard waste being managed through burning.</li> <li>• Most yard waste drop off locations either burn the material or have unmanaged passive piles.</li> <li>• There are no options to dispose of tires leading to an issue of illegal dumping, particularly on public lands.</li> <li>• Food waste diversion has been sought through existing facilities but was not further pursued due decreased financial viability.</li> </ul>
Opportunities and Needs	<ul style="list-style-type: none"> <li>• There is a need to address the culture of illegal dumping and burning of waste through education and outreach efforts.</li> <li>• There is an opportunity to shift the focus of recycling to large quantity generators and commercial businesses.</li> <li>• There is a need for educational resources to drive food waste diversion and incentives either through at home practices or District programs.</li> </ul>

## District L – St. Louis-Jefferson

District L - Overview		
<b>District Planner</b>	<b>Eric Larson</b>	
<b>District Counties</b>	<b>2020 Population</b>	
St. Louis	1,004,125	
St. Charles	405,262	
St. Louis City	301,578	
Jefferson	226,739	
<b>Total District Population</b>	<b>1,937,704</b>	
Disadvantaged Community Criteria (>90 Percentile Compared to the State)	Low income. People of color. Low life expectancy. Less than high school education.	

District L - Facilities			
Facility Type	Facility Name	Address	Notes
MSW Landfill	Champ Landfill	2305 Creve Coeur Mill Road, Maryland Heights, MO	Owned by Waste Connections.
C&D Landfill	Rock Hill Quarries Company Demolition Landfill	1269 Rock Hill Road, St. Louis, MO	Owned by Rock Hill Quarries.
Transfer Station	Bridgeton Transfer Station	13570 St. Charles Rock Road, Bridgeton, MO	Owned by Republic.
	City of O'Fallon Regional Waste Transfer Station and Recycling Center	1600 Progress West Lane, O'Fallon, MO	Owned by the City of O'Fallon.
	FW Disposal, LLC Transfer Station	200 South Elam Avenue, Valley Park, MO	Owned by Waste Connections, Inc.
	Jefferson County Transfer Station	3902 Athena School Road, DeSoto, MO	Owned by Waste Management.
	Kimmswick/Kraemer Hauling Transfer Station	311 Mill Road, Kimmswick, MO	Owned by Waste Management.
	Meramec Transfer Station	1308 Lonedell Road, Arnold, MO	Owned by Waste Management.
	Meramec Valley Transfer Station	75 Shady Lane, Peerless Park, MO	Owned by Waste Connections.
	Meridian Waste Missouri, LLC — Foristell Transfer Station	2730 South Service Road, Foristell, MO	Owned by Meridian Waste of Missouri, LLC.
	University City Refuse Transfer Station	1015 Pennsylvania Avenue, University City, MO	Owned by University City.
MRF (Mechanical Sort)	INC Environmental Recycling, LLC, Waste Processing Facility	1621 Kemmar Ct., O'Fallon, MO	Owned by INC Environmental Recycling LLC. Also processing C&D.

	Republic Services, Inc. North Side	6025 Byassee Dr, Hazelwood, MO	Owned by Republic.
	Republic Services, Inc. South City Side	4076 Bayless Avenue, St. Louis, MO	Owned by Republic.
	St. Peters Central Materials Processing Facility	131 Ecology Drive, St. Peters, MO	Owned by the City of St. Peters.
Recycling Drop Off & Sheltered Workshop	Byrnes Mill Garage & Recycle	4197 Lower Byrnes Mill Rd, House Springs, MO	Accepts recyclables.
	City of Kirkwood Recycling Drop Off	350 S Taylor Ave, Kirkwood, MO	Accepts recyclables, ewaste, glass.
	City of Hillsboro Recycling Center	355 Elm St, Hillsboro, MO	Accepts recyclables.
	St. Charles County Recycle Works - Central	60 Triad South Dr, St Charles, MO	Accepts recyclables, ewaste, appliances, scrap metal, other.
	St. Charles County Recycle Works - West	2110 E Pitman Ave, Wentzville, MO	Accepts recyclables, ewaste, glass, appliances, scrap metal, other.
	City of St. Louis Recycling Drop Off	1660 S Kings highway Blvd, St. Louis, MO	Accepts recyclables.
	City of University City Recycling Drop Off	975 Pennsylvania Ave, University City, MO	Accepts recyclables.
Compost Facility	City of St Peters Earthcentre	115 Ecology Drive, St. Peters, MO	Yard waste only.
	Fick Supply Service	501 N Eaterton Rd., Wildwood, MO	Yard waste only.
	Fick Supply Service	13607 Missouri Bottom Rd., Bridgeton, MO	Yard waste only.
	Hansens Tree Service – St. Louis	104 Hansen Court, O’Fallon, MO	Yard waste only.
	New Earth Farm	2601 N 9th St., St. Louis, MO	Food waste and yard waste. Offer drop off services and pickup services to residents. Commercial event options also available.
	St. Louis Composting - Arnold	1776 Cecos Lane, Arnold, MO	Yard waste only.
	St. Louis Composting - Florissant	13060 County Park Road, Florissant, MO	Yard waste only.
	St. Louis Composting - Pacific MO	18900 Franklin Road, Pacific, MO	Yard waste and food waste.
	St. Louis Composting - St. Peters MO	1 Illy Drive, St. Peters, MO	Yard waste only.
	St. Louis Composting - Valley Park	39 Old Elam Avenue, Valley, Park, MO	Yard waste only.
Yard Waste Drop Off	Bonacker Farms Inc & Landscaping	4211 State Highway W, House Springs, MO	Yard waste only.
	St. Louis Composting - Maryland Heights	11294 Schaefer Drive, Maryland Heights, MO	St. Louis Composting pre-processing facility. Yard

			waste transferred to Pacific or Arnold compost locations. Food waste transferred to IL.
	St. Louis Composting - St. Louis City	560 Terminal Row, St. Louis, MO	Yard waste and food waste. St. Louis Composting pre-processing facility. food waste transferred to IL.
	University City Compost Site	975 Pennsylvania Ave, University City, MO	Yard waste only.
HHW Facility/Trailer	St. Charles County Recycle Works - Central	60 Triad South Dr, St Charles, MO	Open to St. Charles County residents only. Recycling center that is open for HHW drop off during specific months.
	St. Charles County Recycle Works - West	2110 E Pitman Ave, Wentzville, MO	Open to St. Charles County residents only. Recycling center that is open only for HHW drop off during specific months.
	St. Louis Household Hazardous Waste Program - North	4100 Seven Hills Dr, Florissant, MO	Open to residents of St. Louis County, St. Louis City, and Jefferson County. By appointment, open two days per week and select Saturdays.
	St. Louis Household Hazardous Waste Program - South	291 E Hoffmeister Ave, St. Louis, MO	Open to residents of St. Louis County, St. Louis City, and Jefferson County. By appointment, open one day per week and select Saturdays.


District L - Services					
Region	Trash Collection	Recycling Collection	Yard Waste Collection	Recycling Drop Off	Yard Waste Drop Off
Large Metro	Abundant	Common	Limited	Common	Limited
Small Metro	Common	Limited	Limited	Limited	Limited
Rural	Limited	Limited	None	Limited	None

District L - Programs and Education/Outreach	
Diversion Program	Program Overview
Comingled Recycling	<ul style="list-style-type: none"> <li>It is common for haulers to offer the collection of recycling in large metro areas of the District, however, these services are limited in small metro and rural areas.</li> <li>Drop off locations are common in large metro areas but are limited in small metro and rural areas.</li> </ul>

Yard Waste	<ul style="list-style-type: none"> <li>• Haulers offer limited collection of yard waste in large metro and small metro areas of the District. Curbside collection of yard waste is not available in rural areas.</li> <li>• Drop off locations are limited in metro areas and are not available in rural areas.</li> </ul>
Food Waste	<ul style="list-style-type: none"> <li>• Food waste diversion is available through select compost facilities such as St. Louis Composting and New Earth Farm.</li> </ul>
Glass	<ul style="list-style-type: none"> <li>• Glass is accepted at select drop off locations and community drop off bins within the District such as Ripple and Strategic Materials.</li> </ul>
HHW	<ul style="list-style-type: none"> <li>• HHW diversion is available through facilities in St. Charles and St. Louis. These facilities are only open to residents within the county they are situated in, with some exceptions for outside communities.</li> </ul>
Ewaste	<ul style="list-style-type: none"> <li>• Ewaste is accepted at five processor locations in the area.</li> </ul>
Tires	<ul style="list-style-type: none"> <li>• Tires are accepted at a waste tire collection facility within the District for a fee, but the material is being transferred for processing.</li> </ul>
Education and Outreach	<ul style="list-style-type: none"> <li>• District website provides many resources for disposal locations, educational resources, District programs, events, and grants.</li> <li>• District educational resources include community youth education programs, collaboration with local radio groups, social media posts, and website information.</li> </ul>

<b>District L - Challenges, Opportunities, and Needs</b>	
Challenges and Barriers	<ul style="list-style-type: none"> <li>• The District includes large metro, small metro, and rural regional areas with varying services within those regions.</li> <li>• No haulers offer collection of yard waste in rural areas.</li> <li>• There are limited recycling drop off locations in small metro and rural areas.</li> <li>• There are no yard waste drop off locations in rural areas.</li> <li>• There is an issue with illegal tire dumping.</li> </ul>
Opportunities and Needs	<ul style="list-style-type: none"> <li>• Additional end markets would allow for increased processing and increased diversion.</li> <li>• The District would like to continue to focus on education and outreach with partners that can help expand the radius of services.</li> <li>• There is an opportunity to utilize available land for solid waste infrastructure.</li> <li>• There is an opportunity for additional food waste end markets as most of the material is currently transferred out of state.</li> </ul>

## District M – District M

District M - Overview		
<b>District Planner</b>	<b>Patty Overman</b>	
<b>District Counties</b>	<b>2020 Population</b>	
Jasper	122,761	
Newton	58,648	
McDonald	23,303	
Vernon	19,707	
Barton	11,637	
<b>Total District Population</b>	<b>236,056</b>	
Disadvantaged Community Criteria (>90 Percentile Compared to the State)	Low income. Low life expectancy. Less than high school education.	

District M - Facilities			
Facility Type	Facility Name	Address	Notes
MSW Landfill	Prairie View Regional Waste Facility	325 Northwest 1st Lane, Lamar, MO	Owned by Republic.
C&D Landfill	None	N/A	N/A
Transfer Station	Neosho Solid Waste Transfer Station	4701 Howard Bush Drive, Neosho, MO	Owned by Waste Corporation of America, Inc.
	GFL - Joplin Transfer Station	3700 West 7th Street, Joplin, MO	Owned by GFL.
MRF (Mechanical Sort)	Service Recycling	3178 N. Kentucky Ave. Joplin, MO	Privately Owned.
	Triple R Recycling (RRR)	510 Tyler Ave, Joplin, MO	Privately Owned.
Recycling Drop Off & Sheltered Workshop	City of Carthage Recycling Center	1309 Oak Hill Rd, Carthage, MO	Accepts recyclables.
	City of Granby Recycling Center	700 Fortune Teller Rd, Granby, MO	Accepts recyclables.
	Innovative Industries	421 W Centennial Ave, Carthage, MO	Sheltered Workshop. Accepts recyclables.
	City of Joplin Recycling Center	1310 W A St, Joplin, MO	Accepts recyclables.
	City of Joplin Sheltered Workshop	520 Michigan Ave, Joplin, MO	Sheltered Workshop. Accepts recyclables.
	Lamar Sheltered Workshop	1401 Maple Street P.O. Box 61, Lamar, MO	Sheltered Workshop. Accepts recyclables.
	McDonald County Recycling drop off - Noel	202 Main St, Noel, MO	Accepts recyclables.

	McDonald County Recycling drop off - Pineville	E 6th St, Pineville, MO	Accepts recyclables.
	City of Neosho Recycling Center	4700 Howard Bush Dr, Neosho, MO	Accepts recyclables.
	City of Seneca Recycling Center	13976 Bethel Rd, Seneca, MO	Accepts recyclables.
	Vernon County Recycling Center	318 N Colorado St, Nevada, MO	Accepts recyclables.
Compost Facility	City of Joplin Compost Facility	3457 W Eddy Ln, Joplin, MO	Yard waste only.
	City of Webb Yard Waste Disposal Facility	2100 N Madison St, Webb City, MO	Yard waste only.
Yard Waste Drop Off	City of Neosho Yard Waste	4700 Howard Bush Dr, Neosho, MO	Accepts yard waste and ewaste.
HHW Facility/Trailer	City of Joplin HHW	1310 West A Street, Joplin, MO	Located at the Joplin Recycling Center.

District M - Services					
Region	Trash Collection	Recycling Collection	Yard Waste Collection	Recycling Drop Off	Yard Waste Drop Off
Large Metro	N/A	N/A	N/A	N/A	N/A
Small Metro	Abundant	Limited	Limited	Abundant	Common
Rural	Abundant	None	None	Limited	None


District M - Programs and Education/Outreach	
Diversion Program	Program Overview
Comingled Recycling	<ul style="list-style-type: none"> <li>It is common for haulers to offer the collection of recycling in small metro areas, but they do not in more rural areas.</li> <li>Drop off locations are readily available in more populated small metro areas but are not in rural areas.</li> </ul>
Yard Waste	<ul style="list-style-type: none"> <li>Haulers offer limited collection of yard waste in small metro areas and none in rural areas.</li> <li>Drop off locations are common in more populated small metro areas but are not in rural areas.</li> </ul>
Food Waste	<ul style="list-style-type: none"> <li>Food waste diversion is not available.</li> <li>Food banks are available within the District.</li> </ul>
Glass	<ul style="list-style-type: none"> <li>Glass is accepted at select drop off locations.</li> <li>Two processors within the District are repurposing recycled glass. One utilizes sandblasting as a medium for rail cars and the other grinds glass to reuse in kitchen countertops.</li> </ul>
HHW	<ul style="list-style-type: none"> <li>The City of Joplin operates an HHW facility located at the same location of the Recycling Center. The HHW facility is open year-round.</li> </ul>

Ewaste	<ul style="list-style-type: none"> <li>• Ewaste is accepted at select drop off locations.</li> <li>• There are two processors in the District that operate refurbish and restore programs.</li> </ul>
Tires	<ul style="list-style-type: none"> <li>• Tire diversion is limited through events put on by the local cities/counties.</li> <li>• Counties pay for the recycling of the tires and the District uses pays and outside hauler, Champlin, to haul the material.</li> </ul>
Education and Outreach	<ul style="list-style-type: none"> <li>• The District website provides resources on recycling services, collection events, and grant funding.</li> <li>• The District educational resources include school presentations for America Recycles Day and Earth Day.</li> <li>• The District also provides funding to cities/counties for cleanup events of illegally dumped material.</li> </ul>

<b>District M - Challenges, Opportunities, and Needs</b>	
Challenges and Barriers	<ul style="list-style-type: none"> <li>• The District includes small metro and rural areas with varying service.</li> <li>• Some haulers offer collection of recycling and yard waste, but this is limited in more populated areas and not provided in rural areas.</li> <li>• There are limited recycling drop off locations in rural areas.</li> <li>• There are no yard waste drop off locations in rural areas.</li> <li>• In rural areas without services, yard waste is managed through burning.</li> <li>• There is an issue with illegal tire dumping.</li> </ul>
Opportunities and Needs	<ul style="list-style-type: none"> <li>• There is an opportunity to continue bringing municipalities together to discuss difficult topics and possible solutions.</li> <li>• There is an opportunity to further utilize the existing infrastructure that the District has in place.</li> <li>• There is a need for the development of standard educational resources to serve as a resource to District planners and communities.</li> <li>• There is a need for more end markets and end users for recycled material and products.</li> </ul>

## District N – Southwest Missouri

District N - Overview		
<b>District Planner</b>	<b>Natalie Moseley</b>	
<b>District Counties</b>	<b>2020 Population</b>	
Taney	56,066	
Lawrence	38,001	
Barry	34,534	
Stone	31,076	
Dade	7,569	
<b>Total District Population</b>	<b>167,246</b>	
Disadvantaged Community Criteria (>90 Percentile Compared to the State)	Low income. People of color. Less than high school education.	



District N - Facilities			
Facility Type	Facility Name	Address	Notes
MSW Landfill	None	N/A	N/A
C&D Landfill	None	N/A	N/A
Transfer Station	Missouri Disposal Transfer Station	1080 Ance Creek Road, Reeds Spring, MO	Owned by Allied Services, LLC/Republic.
	Taney County Transfer Station	274 Buchanan Road, Branson, MO	Owned by Taney County Court.
	Verona Transfer Station	14062 Lawrence County Road 2170, Verona, MO	Owned by Waste Corporation of Missouri, Inc.
	New Transfer Station	Aurora, MO	In Permitting Process.
MRF (Mechanical Sort)	None	N/A	N/A
Recycling Drop Off & Sheltered Workshop	Taney County Recycling Center	274 Buchanan Rd, Branson, MO	Accepts recyclables.
	Tantone Industries	1629 MO-76, Branson, MO	Sheltered Workshop. Accepts recyclables.
	City of Monett Recycling Center	205 15 <sup>th</sup> St., Monett, MO	Accepts recyclables.
	City of Purdy Recycling Center	513 Gabby Gibbons Dr., Purdy, MO	Accepts recyclables.
	EarthWise Recycling Center	Kimberling City, MO	Accepts recyclables.
	City of Galena Recycling Area	212 E 5 <sup>th</sup> Street, Galena, MO	Accepts recyclables.
	City of Crane Recycling Area	115 Industrial Drive, Crane, MO	Accepts recyclables.
Compost Facility	City of Aurora Compost Facility	305 State Hwy 39, Aurora, MO	Yard waste only.

	City of Monett Compost Facility	205 15 <sup>th</sup> St., Monett, MO	Yard waste only.
	Double O Organics	19494 Lawrence 1100, Monett, MO	Yard waste and food waste.
	Hansen's Tree Service - Springfield	521 US-160, Reeds Spring, MO	Yard waste, food waste, and animal waste.
Yard Waste Drop Off	City of Cassville Yard Waste Drop Off	501 Sale Barn Rd, Cassville, MO	Located behind the aquatic center.
HHW Facility/Trailer	Taney County HHW Facility	207 David Street, Forsyth, MO	Operated by County. By appointment only.
	Monett HHW	205 15th St, Monett, MO	Operated by City. By appointment only.


District N - Services					
Region	Trash Collection	Recycling Collection	Yard Waste Collection	Recycling Drop Off	Yard Waste Drop Off
Large Metro	N/A	N/A	N/A	N/A	N/A
Small Metro	N/A	N/A	N/A	N/A	N/A
Rural	Abundant	Limited	Limited	Limited	Limited

District N - Programs and Education/Outreach	
Diversion Program	Program Overview
Comingled Recycling	<ul style="list-style-type: none"> <li>Haulers offer the collection of recycling throughout the District.</li> <li>Drop off locations are limited in more populated areas and there are none in less populated rural areas.</li> </ul>
Yard Waste	<ul style="list-style-type: none"> <li>Haulers offer collection of yard waste in a number of cities within the District but there is no collection of yard waste offered in less populated rural areas.</li> <li>Drop off locations are limited in more populated areas but there are none in less populated rural areas.</li> </ul>
Food Waste	<ul style="list-style-type: none"> <li>Food waste diversion is available for residential customers in the Branson/Reeds Spring area. This location also accepts food waste from commercial businesses.</li> <li>Food waste from commercial and residential is available through Hansen's Tree Service of Reeds Spring.</li> </ul>
Glass	<ul style="list-style-type: none"> <li>Glass drop off bins are available in some areas of the District.</li> </ul>
HHW	<ul style="list-style-type: none"> <li>HHW diversion is available through the two semi-permanent collection facilities in the District. One is operated by the County and the other is operated by the City.</li> </ul>
Ewaste	<ul style="list-style-type: none"> <li>The District hosts periodic ewaste collection events.</li> </ul>
Tires	<ul style="list-style-type: none"> <li>Tire diversion is not available.</li> </ul>

Education and Outreach	<ul style="list-style-type: none"> <li>• District website provides minimal information.</li> <li>• District educational resources include some school presentations.</li> <li>• The District provides Taney County with recycling trailers specifically for schools. The material is then taken to the County Recycling Center.</li> </ul>
------------------------	--

<b>District N - Challenges, Opportunities, and Needs</b>	
Challenges and Barriers	<ul style="list-style-type: none"> <li>• The District is mostly rural with limited service.</li> <li>• The District is minimally funded as it does not have a landfill.</li> <li>• Haulers offer collection of recycling or yard waste in the District.</li> <li>• There are limited to no recycling drop off locations.</li> <li>• There are limited to no yard waste drop off locations.</li> <li>• There is an issue with illegal tire dumping and burning of yard waste.</li> </ul>
Opportunities and Needs	<ul style="list-style-type: none"> <li>• Additional funding would allow for increased collection programs and educational resources.</li> <li>• The District would like to continue to focus on education to change the mindset of illegal dumping and burning of waste.</li> </ul>

## District O – Ozark Headwaters Recycling and Materials Management

District O – Overview		
<b>District Planner</b>	<b>Angie Snyder</b>	
<b>District Counties</b>	<b>2020 Population</b>	
Greene	298,915	
Christian	88,842	
Webster	39,085	
Polk	31,519	
Dallas	17,071	
<b>Total District Population</b>	<b>475,432</b>	
Disadvantaged Community Criteria (>90 Percentile Compared to the State)	Low income. Low life expectancy. Less than high school education.	

District O - Facilities			
Facility Type	Facility Name	Address	Notes
MSW Landfill	City of Springfield Noble Hill Sanitary Landfill	3545 West Farm Road 34, Willard, MO	Owned by the City of Springfield.
C&D Landfill	None	N/A	N/A
Transfer Station	Republic Springfield Relay Systems, Inc. Transfer Station	2115 West Bennett Street, Springfield, MO	Owned by the City.
	Springfield Transfer Station	2120 West Bennett Street, Springfield, MO	Owned by GFL.
MRF (Mechanical Sort)	MARCK Industries MRF	225 S. Walnut, Republic, MO	Owned by MARCK Recycling.
	Republic Services MRF	911 N Farm Rd 123, Springfield, MO	Owned by Republic. Formerly Midwest Fiber.
	Republic Services MRF	357 N Fort Ave Springfield, MO	Owned by Republic. Formerly New American.
	Republic Services MRF	304 West Sunset Street Fordland, MO	Owned by Republic. Formerly owned by Greenway Recycling.
	Service Recycling	220 E. Chase St. Springfield, MO	Owned by Service Recycling. Formerly Greenway.
Recycling Drop Off & Sheltered Workshop	Christian County Recycling Center, Christian County	1300 W Hall St, Ozark, MO	Accepts recyclables.
	City of Buffalo Recycling Center, Dallas County	1235 Recycle Dr, Buffalo, MO	Accepts recyclables.
	City of Nixa	1093 Eagle crest St, Nixa, MO	Accepts recyclables.
	Franklin Avenue Recycling Center	731 N Franklin Ave, Springfield, MO	Accepts recyclables and glass.
	Long Pine Avenue Recycling Center	3020 S Lone Pine Ave, Springfield, MO	Accepts recyclables and glass.

	Polk County Recycling Center, Bolivar	1317 W Broadway Street, Bolivar, MO	Accepts recyclables.
	Yard Waste Recycling Center	3790 S Farm Rd 119, Brookline, MO	Accepts recyclables and glass.
Compost Facility	Springfield Yard Waste Recycling Center	3790 S Farm Rd 119, Brookline, MO	Owned by the City. Accepts yard waste and has started a food waste pilot program.
Yard Waste Drop Off	Franklin Avenue Recycling Center	731 N Franklin Ave, Springfield, MO	Recycling center that accepts limited amounts of yard waste.
	Long Pine Avenue Recycling Center	3020 S Lone Pine Ave, Springfield, MO	Recycling center that accepts limited amounts of yard waste.
	ShowMe rents in Bolivar startup	936 West Broadway, Bolivar, MO	Drop off and processing startup.
HHW Facility/Trailer	Springfield Household Chemical Collection Center	1226 W Nichols St, Springfield, MO	City-operated. Not open to commercial entities. Free to all residents in the District. City covers cost of all Greene County residents; District covers costs for all other District residents.

District O - Services					
Region	Trash Collection	Recycling Collection	Yard Waste Collection	Recycling Drop Off	Yard Waste Drop Off
Large Metro	Abundant	Abundant	None	Common	Common
Small Metro	Abundant	Common	None	Limited	Limited
Rural	Abundant	Limited	None	Limited	None


District O - Programs and Education/Outreach	
Diversion Program	Program Overview
Comingled Recycling	<ul style="list-style-type: none"> <li>Haulers readily offer collection of recyclables in large metro areas of the District. Availability of recycling collection decreases in less populated areas.</li> <li>Drop off locations are common in large metro areas but limited in small metro and rural areas with less population.</li> </ul>
Yard Waste	<ul style="list-style-type: none"> <li>Haulers do not offer the collection of yard waste in the District.</li> <li>Drop off locations are common in large metro areas but are limited in small metro areas and are not available in rural areas.</li> </ul>
Food Waste	<ul style="list-style-type: none"> <li>Food waste diversion is available in Springfield through Hansen's Tree Service and the City compost facility.</li> </ul>
Glass	<ul style="list-style-type: none"> <li>Glass is accepted at select drop off locations.</li> </ul>

HHW	<ul style="list-style-type: none"> <li>• HHW diversion is available through the Household Chemical Collection Center run by the City of Springfield. This facility is open to all residents in the District for free. Outside residents may use the facility for a fee, billed to the designated District planner.</li> </ul>
Ewaste	<ul style="list-style-type: none"> <li>• E-waste is accepted at the Computer Recycling Center in Springfield, Complete Electronics Recycling in Springfield, and Big Dog Recycling in Halfway.</li> </ul>
Tires	<ul style="list-style-type: none"> <li>• Tires are accepted at tire retail facilities within the District for a fee.</li> <li>• EcoShred (Prime), the only tire processor within the District, accepts tires on a commercial level.</li> </ul>
Education and Outreach	<ul style="list-style-type: none"> <li>• District website provides resources on recycling and grants.</li> <li>• District educational resources include social media pages and informational videos.</li> </ul>

<b>District O - Challenges, Opportunities, and Needs</b>	
Challenges and Barriers	<ul style="list-style-type: none"> <li>• The District includes large metro, small metro, and rural regional areas with varying services within those regions.</li> <li>• There are no haulers offering collection of yard waste.</li> <li>• Recycling drop off locations are more common in metro areas but are limited in rural areas.</li> <li>• Yard waste drop off locations are more common in metro areas but there are none in rural areas.</li> <li>• In rural areas without services, yard waste is managed through burning.</li> <li>• There is an issue with illegal tire dumping.</li> </ul>
Opportunities and Needs	<ul style="list-style-type: none"> <li>• Additional funding would allow for additional grant opportunities focused on facilities and education.</li> <li>• The District would like to continue to pursue educational goals with a focus on at home waste sorting and the mentality of where recyclables end up.</li> <li>• There is a need for expansion of end markets, specifically for tires and mattresses.</li> <li>• There is an opportunity to expand organics diversion, access to recycling, and diverting emerging problem materials.</li> </ul>

## District P – South Central

District P - Overview		
<b>District Planner</b>	<b>Brent Lidgard</b>	
<b>District Counties</b>	<b>2020 Population</b>	
Howell	39,750	
Texas	24,487	
Wright	18,188	
Douglas	11,578	
Oregon	8,635	
Ozark	8,553	
Shannon	7,031	
<b>Total District Population</b>	<b>118,222</b>	
Disadvantaged Community Criteria (>90 Percentile Compared to the State)	Low income. Low life expectancy. Less than high school education.	



District P - Facilities			
Facility Type	Facility Name	Address	Notes
MSW Landfill	Black Oak Recycling and Disposal Facility	5054 State Highway HH, Hartville, MO	Owned by WCA.
C&D Landfill	None	N/A	N/A
Transfer Station	CARDS MO Transfer Station	8777 Cherry Street, Winona, MO	Owned by CARDS MO, LLC.
	City of West Plains Solid Waste Transfer Station	1851 Old Airport Rd., West Plains, MO	Owned by the City of West Plains. Also accepts tires for a fee.
MRF (Mechanical Sort)	None	N/A	N/A
Recycling Drop Off & Sheltered Workshop	City of Mountain View Recycling Center	1809 County Road 3160, Mountain View	Accepts recyclables. Receives funding from District grants.
	Ozark County Recycling Center	3 HC, Gainesville, MO	Accepts recyclables.
	Lindsey Recycling	102B Thomasville Rd, Houston, MO	Accepts recyclables.
	City of West Plains Recycling Center	1853 Old Airport Rd., West Plains, MO	Accepts recyclables and glass.
Compost Facility	None	N/A	N/A
Yard Waste Drop Off	City of West Plains Yard Waste Collection Site	1851 Old Airport Rd., West Plains, MO	Accepts yard waste for a fee. Chipped into mulch free to residents. Accepts leaves for free. Leaves sit in piles to naturally decompose.

HHW Facility/Trailer	City of West Plains Household Hazardous Waste	1853 Old Airport Rd. West Plains, MO	Open to residents in the District. Open seasonally.
----------------------	---	--------------------------------------	---

District P - Services					
Region	Trash Collection	Recycling Collection	Yard Waste Collection	Recycling Drop Off	Yard Waste Drop Off
Large Metro	N/A	N/A	N/A	N/A	N/A
Small Metro	N/A	N/A	N/A	N/A	N/A
Rural	Common	Limited	None	Limited	Limited

District P - Programs and Education/Outreach	
Diversion Program	Program Overview
Comingled Recycling	<ul style="list-style-type: none"> <li>Haulers offer limited collection or recycling in the District.</li> <li>Drop off locations are also limited in the District.</li> </ul>
Yard Waste	<ul style="list-style-type: none"> <li>Haulers do not offer the collection of yard waste.</li> <li>Drop off locations are limited.</li> </ul>
Food Waste	<ul style="list-style-type: none"> <li>Food waste diversion is not available.</li> </ul>
Glass	<ul style="list-style-type: none"> <li>Glass is accepted at select drop off locations.</li> </ul>
HHW	<ul style="list-style-type: none"> <li>HHW diversion is available through the City of West Plains HHW Facility which is open seasonally to residents in the District.</li> <li>HHW diversion is also available through 4-6 collection events per year located at the City of West Plains and funded by the District.</li> </ul>
Ewaste	<ul style="list-style-type: none"> <li>The District partners with cities to put on periodic ewaste collection events.</li> </ul>
Tires	<ul style="list-style-type: none"> <li>Tires are accepted at the City of West Plains Transfer Station for a fee.</li> <li>As illegally dumped tires pile up, the District periodically uses Champlin to haul the piles out.</li> </ul>
Education and Outreach	<ul style="list-style-type: none"> <li>District website provides minimal resources.</li> <li>District educational resources include recycling education through teachers, the Headstart Program, and Karst in the Ozarks.</li> </ul>


District P - Challenges, Opportunities, and Needs	
Challenges and Barriers	<ul style="list-style-type: none"> <li>The District is made up of both small metro and rural regions with varying services.</li> <li>Haulers offer limited collection of recycling in small metro areas</li> <li>Haulers do not offer collection of recycling or yard waste in rural areas.</li> <li>There are limited to no recycling drop off locations.</li> <li>There are limited to no yard waste drop off locations which most likely leads to burning in rural areas.</li> </ul>

Opportunities and Needs

- Additional funding would allow for increased diversion of material through programs and collection events.
- There is an opportunity to continue to utilize local facilities in the District.

## District Q – Ozark Foothills

District Q - Overview		
<b>District Planner</b>	<b>Andrew Murphy</b>	
<b>District Counties</b>	<b>2020 Population</b>	
Butler	42,130	
Wayne	10,974	
Ripley	10,679	
Reynolds	6,096	
Carter	5,202	
<b>Total District Population</b>	<b>75,081</b>	
Disadvantaged Community Criteria (>90 Percentile Compared to the State)	Low income. Low life expectancy. Less than high school education.	



District Q - Facilities			
Facility Type	Facility Name	Address	Notes
MSW Landfill	None	N/A	N/A
C&D Landfill	None	N/A	N/A
Transfer Station	Henson Transfer Station	355 County Road 305, Poplar Bluff, MO	Privately owned.
MRF (Mechanical Sort)	None	N/A	N/A
Recycling Drop Off & Sheltered Workshop	Big Spring Sheltered Workshop	17235 US Hwy 60, Van Buren, MO	Accepts select recyclables like cardboard and cans.
	Ozark Foothills Recycling Center	1625 Rowe Parkway in Poplar Bluff, MO	Accepts recyclables.
Compost Facility	None	N/A	N/A
Yard Waste Drop Off	Poplar Bluff Leaf Site	County Road 604 adjoining South "F" Street, Poplar Bluff, MO	Run by the City and open to residents only. Material is burned.
HHW Facility/Trailer	None	N/A	N/A

District Q - Services					
Region	Trash Collection	Recycling Collection	Yard Waste Collection	Recycling Drop Off	Yard Waste Drop Off
Large Metro	N/A	N/A	N/A	N/A	N/A
Small Metro	N/A	N/A	N/A	N/A	N/A
Rural	Common	None	None	Limited	Limited

<b>District Q - Programs and Education/Outreach</b>	
<b>Diversion Program</b>	<b>Program Overview</b>
Comingled Recycling	<ul style="list-style-type: none"> <li>• Haulers do not offer collection of recycling.</li> <li>• There is only one recycling drop off location in the District and material is shipped to a MRF in Springfield which is costly.</li> </ul>
Yard Waste	<ul style="list-style-type: none"> <li>• Haulers do not offer collection of yard waste.</li> <li>• There is only one yard waste drop off location in the District and the material is managed through burning.</li> </ul>
Food Waste	<ul style="list-style-type: none"> <li>• Food waste diversion is not available.</li> </ul>
Glass	<ul style="list-style-type: none"> <li>• Glass diversion is not available.</li> </ul>
HHW	<ul style="list-style-type: none"> <li>• HHW diversion is not available.</li> </ul>
Ewaste	<ul style="list-style-type: none"> <li>• Ewaste diversion is not available.</li> </ul>
Tires	<ul style="list-style-type: none"> <li>• Tires are accepted at the recycling center for a fee.</li> </ul>
Education and Outreach	<ul style="list-style-type: none"> <li>• District website provides minimal resources.</li> <li>• District educational resources include a social media page with active posts and engagement.</li> </ul>

<b>District Q - Challenges, Opportunities, and Needs</b>	
Challenges and Barriers	<ul style="list-style-type: none"> <li>• The District is mostly rural with limited service.</li> <li>• The District is minimally funded as it does not have a landfill.</li> <li>• Haulers offer the collection of trash but it is often burned by residents instead of privately contracting with haulers.</li> <li>• There are limited to no services for diversion of recyclables and yard waste.</li> <li>• The recycling drop off is reliant on volunteers and District funding.</li> <li>• In rural areas without services, yard waste is managed through burning.</li> <li>• There is an issue with illegal tire dumping.</li> <li>• Wayne County is the most food scarce county in the State and has a lack of access to grocery stores.</li> </ul>
Opportunities and Needs	<ul style="list-style-type: none"> <li>• Additional funding would allow for increased collection events, programs, and educational resources.</li> </ul>

## District R – Southeast Missouri

District R - Overview		
<b>District Planner</b>	<b>Alex Rios</b>	
<b>District Counties</b>	<b>2020 Population</b>	
Cape Girardeau	81,710	
St. Francis	66,922	
Perry	18,956	
Ste. Genevieve	18,479	
Madison	12,626	
Bollinger	10,567	
Iron	9,537	
<b>Total District Population</b>	<b>218,797</b>	
Disadvantaged Community Criteria (>90 Percentile Compared to the State)	Low income. People of color. Low life expectancy. Less than high school education.	



District R - Facilities			
Facility Type	Facility Name	Address	Notes
MSW Landfill	None	N/A	N/A
C&D Landfill	None	N/A	N/A
Transfer Station	Cape Girardeau Transfer Station	2007 Southern Expressway, Cape Girardeau, MO	Owned by the City of Cape Girardeau.
	CWI of Missouri, Inc. Transfer Station, Ste. Genevieve County	12561 State Highway A, Ste. Genevieve, MO	Owned by CWI of Missouri, Inc.
	Fredericktown Transfer Station	311 S Chamber Drive, Fredericktown, MO	Owned by the City of Fredericktown.
	Jackson Solid Waste Transfer Station	2004 Lee Avenue Highway 25, Jackson, MO	Owned by Waste Connections, Inc.
	Perry County Solid Waste Transfer Station	5193 North Highway 51, Perryville, MO	Owned by Perry County.
	St. Francois County Solid Waste Transfer Station	200 Landfill Road, Park Hills, MO	Owned by St. Francis County Environmental Authority.
MRF (Mechanical Sort)	None	N/A	N/A
Recycling Drop Off & Sheltered Workshop	City of Cape Girardeau Recycling Center	44 North Lorimier, City of Cape Girardeau, MO	Accepts recyclables.
	Bollinger County Recycling Center	33834 State Highway 51, Marble Hill, MO	Accepts recyclables.
	Iron County Sheltered Workshop	201 Pine Street, Arcadia, MO	Sheltered Workshop. Accepts recyclables.
	City of St. Genevieve Recycling Center	17690 US Hwy 61, St. Genevieve, MO	Accepts recyclables.

	Perry county Recycling Center	5232 N Highway 51 Perryville, MO	Accepts recyclables.
Compost Facility	City of Cape Girardeau Yard Waste Drop Off	2007 Southern Expy, Cape Girardeau, MO	Accepts and processes yard waste.
Yard Waste Drop Off	City of Jackson Yard Waste Drop Off	420 Florence Street, Jackson, MO	Accepts yard waste.
HHW Facility/Trailer	None	N/A	N/A


District R - Services					
Region	Trash Collection	Recycling Collection	Yard Waste Collection	Recycling Drop Off	Yard Waste Drop Off
Large Metro	N/A	N/A	N/A	N/A	N/A
Small Metro	Abundant	Limited	None	Limited	None
Rural	Limited	Limited	None	Limited	None

District R - Programs and Education/Outreach	
Diversion Program	Program Overview
Comingled Recycling	<ul style="list-style-type: none"> <li>Haulers offer limited collection of recyclables in the District.</li> <li>Drop off locations are also limited in the District.</li> </ul>
Yard Waste	<ul style="list-style-type: none"> <li>Haulers do not offer collection of yard waste.</li> <li>There are no drop off locations for yard waste.</li> </ul>
Food Waste	<ul style="list-style-type: none"> <li>Food waste diversion is not available.</li> <li>There are several food donation banks through churches in the District.</li> </ul>
Glass	<ul style="list-style-type: none"> <li>Glass diversion is not available.</li> </ul>
HHW	<ul style="list-style-type: none"> <li>HHW diversion is available through annual collection events in St. Genevieve and the City of Cape Girardeau.</li> </ul>
Ewaste	<ul style="list-style-type: none"> <li>Ewaste is accepted at select drop off locations such as MRC as well as annual city collection events.</li> </ul>
Tires	<ul style="list-style-type: none"> <li>Tire diversion is not available.</li> </ul>
Education and Outreach	<ul style="list-style-type: none"> <li>District website provides minimal information.</li> <li>District does not currently have active educational programs.</li> <li>The District supports the sheltered workshops in the area as well as other select recycling locations with operations and equipment.</li> </ul>

<b>District R - Challenges, Opportunities, and Needs</b>	
Challenges and Barriers	<ul style="list-style-type: none"> <li>• The District is made up of both small metro and rural regions with moderate, but varying services.</li> <li>• The District is minimally funded as it does not have a landfill.</li> <li>• Haulers offer limited collection of recycling and no collection of yard waste.</li> <li>• There are limited recycling drop off locations.</li> <li>• There are no yard waste drop off locations.</li> <li>• Yard waste is typically managed onsite or through burning.</li> <li>• There is an issue with illegal tire dumping.</li> </ul>
Opportunities and Needs	<ul style="list-style-type: none"> <li>• Additional funding would allow for more HHW collection events or incentivize existing locations to accept more of this waste type.</li> <li>• Additional funding would allow for increased infrastructure for problem materials such as scrap tires, HHW material, and organics</li> <li>• There is an opportunity to continue supporting local recycling infrastructure.</li> <li>• There is an opportunity to plan for the future of HHW and food waste collection difficulties</li> </ul>

## District S - Bootheel

District S - Overview		
<b>District Planner</b>	<b>Kent Luke</b>	
<b>District Counties</b>	<b>2020 Population</b>	
Scott	38,059	
Stoddard	28,672	
Dunklin	28,283	
New Madrid	16,434	
Pemiscot	15,661	
Mississippi	12,577	
<b>Total District Population</b>	<b>139,686</b>	
Disadvantaged Community Criteria (>90 Percentile Compared to the State)	Low income. People of color. Low life expectancy. Less than high school education.	



District S Facilities			
Facility Type	Facility Name	Address	Notes
MSW Landfill	Lemons Landfill, LLC	15250 Old Bloomfield Road, Dexter, MO	Owned by Republic.
C&D Landfill	None	N/A	N/A
Transfer Station	Sonny's Solid Waste Service, Inc., Transfer Station	P.O. Box 791, Sikeston, MO	Owned by Linda Glaus.
	Malden Transfer Station	Southeast Corner of Hwy 25 & Hwy 62, Malden MO	Does not accept MSW. Accepts tires, appliances, furniture, mattresses, batteries, yard waste, ewaste, and lumber.
	Pemiscot County Transfer Station	55 County Road 412, Hayti, MO	Owned by Repurpose, LLC. Jan. 1, 2025 transferring permits to Waste Pro, a contractor. Needs repair before DNR will allow it to reopen.
MRF (Mechanical Sort)	None	N/A	N/A
Recycling Drop Off & Sheltered Workshop	Bertrand City Hall	405 E. Cedar, Bertrand, MO	Accepts recyclables.
	Boothill Recycling (Dexter Recycling Facility)	202 N Harris Dr, Dexter, MO	Accepts recyclables.
	Campbell Community Center	705 W. Grand, Campbell, MO	Accepts recyclables. 2 recycling trailers.
	Cotton Boll Sheltered Workshop	804 Independence Ave, Kennett, MO	Sheltered Workshop.
	East Parking Lot Next To Hickory Log	East Parking Lot Next To Hickory Log	Accepts recyclables.

	East Prairie Maintenance Shed	4450 S Hwy 105, East Prairie, MO	Accepts recyclables.
	Gideon Maintenance Shed	409 W 1st St., Gideon, MO	Accepts recyclables.
	Harps Grocery Store	707 Specialty Dr., Dexter, MO	Accepts recyclables.
	Hornersville Old Bank	410 Main St., Hornersville, MO	Accepts recyclables.
	Malden Nutrition Center	115 E. Main, Malden, MO	Accepts recyclables.
	Malden Walmart Parking Lot	1007 N Douglas, Malden, MO	Accepts recyclables.
	Matthews Maintenance Shed	300 S Miller, Matthews, MO	Accepts recyclables.
	Mississippi County Court House	204 N 1st, Charleston, MO	Accepts recyclables.
	Morehouse	102 Beach St., Morehouse, MO	Accepts recyclables.
	Pemiscot Progressive Industries Sheltered Workshop	201 S Pemiscot St, Hayti, MO	Sheltered Workshop.
	Portageville Maintenance Shed	Main & McCrate Ave, Portageville, MO	Accepts recyclables.
	Puxico City Hall	281 E Owen Ave, Puxico, MO	Accepts recyclables.
	Railroad tracks at Corner of East South Main & North Locust	E South Main St & N Locust St, Dexter, MO	Accepts recyclables.
	Railroad tracks at Corner of West South Main & North Catalpa	W South Main St & N Catalpa St, Dexter, MO	Accepts recyclables.
	Scott County Community Sheltered Workshop	515 N. West St, Sikeston, MO	Sheltered Workshop.
	Stoddard County Sheltered Workshop	1118 W Center St, Dexter, MO	Sheltered Workshop.
	Wardell Maintenance Shed	108 W Broad, Wardell, MO	Accepts recyclables.
Compost Facility	Kennet City Compost Facility	18464 Co Rd 508, Kennett, MO	Accepts yard waste only.
	Midwest Organics Inc.	6974 State Hwy Z, Sikeston, MO	Accepts yard waste only.
Yard Waste Drop Off	City of Dexter Compost Facility	1302 Hwy 114 East, Dexter, MO	Accepts yard waste.
	Malden Transfer Station	Southeast Corner of Hwy 25 & Hwy 62, Malden MO	Accepts yard waste.
HHW Facility/Trailer	None	N/A	N/A


District S Services					
Region	Trash Collection	Recycling Collection	Yard Waste Collection	Recycling Drop Off	Yard Waste Drop Off
Large Metro	N/A	N/A	N/A	N/A	N/A
Small Metro	N/A	N/A	N/A	N/A	N/A
Rural	Common	None	Limited	Common	Limited

<b>District S Programs and Education/Outreach</b>	
<b>Diversion Program</b>	<b>Program Overview</b>
Comingled Recycling	<ul style="list-style-type: none"> <li>• Haulers do not offer the collection of recycling.</li> <li>• Drop off locations are common in small metro areas but there are limited to no locations in smaller rural areas.</li> <li>• Recycling drop off trailers are stationed throughout the District and sheltered workshops are heavily relied upon to accept recyclables.</li> </ul>
Yard Waste	<ul style="list-style-type: none"> <li>• Haulers do not offer the collection of yard waste.</li> <li>• Drop off locations are limited in small metro areas and there are none available in rural areas.</li> <li>• There are a number of drop off piles stationed throughout the District, but the material is not actively managed.</li> </ul>
Food Waste	<ul style="list-style-type: none"> <li>• Food waste diversion is not available.</li> <li>• Some churches serve a food donation areas but this is limited.</li> </ul>
Glass	<ul style="list-style-type: none"> <li>• Glass diversion is not available.</li> </ul>
HHW	<ul style="list-style-type: none"> <li>• HHW diversion is not currently available, however, the District plans to begin a start-up program for the material.</li> </ul>
Electronic Waste	<ul style="list-style-type: none"> <li>• The District hosts ewaste collection events twice per year. These events are the only option available to residents for the disposal of batteries but limited to lithium only.</li> </ul>
Tires	<ul style="list-style-type: none"> <li>• Tire diversion is not available through specific facilities in the District, however, some haulers are hired by the District to haul illegally dumped tire piles to a recycler in Kansas.</li> </ul>
Education and Outreach	<ul style="list-style-type: none"> <li>• District website provides minimal information.</li> <li>• District educational resources include school educator presentations, social media, and website information.</li> </ul>

<b>District S Challenges, Opportunities, and Needs</b>	
Challenges and Barriers	<ul style="list-style-type: none"> <li>• The District is made up of mostly rural areas with moderate to limited services.</li> <li>• There are limited to no services for diversion of recyclables and yard waste. This has led to the District heavily relying upon sheltered workshops.</li> <li>• Yard waste is typically managed onsite or through burning as there are limited services for such material.</li> <li>• There is an issue with illegal dumping of tires.</li> </ul>
Opportunities and Needs	<ul style="list-style-type: none"> <li>• Additional funding would allow for more diversion opportunities of difficult materials.</li> <li>• Additional processors in the area would incentivize the diversion of additional materials.</li> <li>• There is an opportunity to evaluate where District funding should be allocated to based on current material type difficulties.</li> </ul>

## District T – Lake of the Ozark

District T - Overview		
<b>District Planner</b>	<b>Rebecca Whitaker</b>	
<b>District Counties</b>	<b>2020 Population</b>	
Camden	42,745	
Laclede	36,039	
Miller	24,722	
<b>Total District Population</b>	<b>103,506</b>	
Disadvantaged Community Criteria (>90 Percentile Compared to the State)	Low income. Less than high school education.	



District T - Facilities			
Facility Type	Facility Name	Address	Notes
MSW Landfill	None	N/A	N/A
C&D Landfill	None	N/A	N/A
Transfer Station	Mid America Roll Off & Transfer	16500 Highway W Route 66, Phillipsburg, MO	Owned by Mid America Roll Off & Transfer LLC.
	Modern Sanitation, Inc. Transfer Station	35 North Frontage Road, Osage Beach, MO	Owned by Modern Sanitation, Inc.
	OWS Transfer Station	11 Highway V, Eldon, MO	Owned by Overland Principal Group LLC.
	Waste Corporation of Missouri - Ozarks Transfer Station	33924 Olathe Drive, Lebanon, MO	Owned by Waste Corporation of Missouri, Inc.
MRF (Mechanical Sort)	None	N/A	N/A
Recycling Drop Off & Sheltered Workshop	Camdenton Recycling Center	Camdenton Recycling Center 69 Ball Park Rd., PO BOX 1055, Camdenton, MO	Accepts recyclables.
	Laclede Industries	941 Utah St, Lebanon, MO	Sheltered Workshop. Accepts recyclables.
	Lake Area Industries Sheltered Workshop	1720 North Business Rt. 5, Camdenton, MO	Sheltered workshop. Accepts recyclables and ewaste.
Compost Facility	Hansen's Tree Service – Ozark	39 Cave Dr., Eldon, MO	Accepts food waste and yard waste.
Yard Waste Drop Off	City of Lebanon Public Works Facility	1401 West Commercial Street, Lebanon, MO	Open weekly and occasional Saturdays during the month.
	Osage Beach City Park	950 Hatchery Road, Osage Beach, MO	Open to residents for half the year.
HHW Facility/Trailer	Lake Area Industries Sheltered Workshop <sup>1</sup>	1720 North Business Rt. 5 Camdenton, MO	Sheltered workshop. In between operations.

1. Lake Area Industries Sheltered Workshop is in between operations and in the process of becoming an HHW collection location in addition to existing services.

<b>District T - Services</b>					
<b>Region</b>	<b>Trash Collection</b>	<b>Recycling Collection</b>	<b>Yard Waste Collection</b>	<b>Recycling Drop Off</b>	<b>Yard Waste Drop Off</b>
Large Metro	N/A	N/A	N/A	N/A	N/A
Small Metro	N/A	N/A	N/A	N/A	N/A
Rural	Abundant	Abundant	Limited	Limited	Limited

<b>District T - Programs and Education/Outreach</b>	
<b>Diversion Program</b>	<b>Program Overview</b>
Comingled Recycling	<ul style="list-style-type: none"> <li>• Haulers offer collection of recycling in both populated areas and rural areas.</li> <li>• Drop off locations are limited in more populated areas of the District and are not available in less populated areas.</li> <li>• The District's sheltered workshop is heavily relied upon to provide recycling drop off.</li> </ul>
Yard Waste	<ul style="list-style-type: none"> <li>• Haulers offer limited collection of yard waste in more populated areas and not available in less populated areas.</li> <li>• Drop off locations are limited in more populated areas of the District and are not available in less populated areas.</li> </ul>
Food Waste	<ul style="list-style-type: none"> <li>• Food waste diversion is not available.</li> </ul>
Glass	<ul style="list-style-type: none"> <li>• Glass diversion is not available.</li> </ul>
HHW	<ul style="list-style-type: none"> <li>• HHW Diversion is not available due to the previous facility recently closing.</li> </ul>
Ewaste	<ul style="list-style-type: none"> <li>• Ewaste is accepted at the one sheltered workshop in the District.</li> </ul>
Tires	<ul style="list-style-type: none"> <li>• Tire diversion is not available.</li> </ul>
Education and Outreach	<ul style="list-style-type: none"> <li>• District website provides information on recycling locations, collection events, and grants.</li> <li>• District educational resources include social media posts, presentation slides provided upon request and material specific videos that describe proper disposal.</li> </ul>

<b>District T - Challenges, Opportunities, and Needs</b>	
Challenges and Barriers	<ul style="list-style-type: none"> <li>• The District is mostly rural with moderate to limited services.</li> <li>• The District is minimally funded as it does not have a landfill.</li> <li>• No haulers offer collection of yard waste in rural areas.</li> <li>• There are limited to no recycling or yard waste drop off locations.</li> <li>• Due to availability of service, yard waste is managed through burning.</li> <li>• There is an issue with illegal tire dumping.</li> </ul>

Opportunities and Needs	<ul style="list-style-type: none"><li>• Additional funding would allow for increases opportunities in grants for end market partnerships.</li><li>• There is an opportunity to support fiberglass and window production as well as other industries in the District.</li></ul>
-------------------------	--

## **Appendix C – Facility Details**

---

## Appendix C – Facility Details

The following tables are summaries of facilities throughout the State organized by infrastructure type such as transfer and disposal, recycling, organics, and HHW. Each table includes the facility type, name, location, and District in which it resides.

### Transfer and Disposal Infrastructure

**Table 5-1: Sanitary Landfill, Demolition Landfill, and Transfer Station Location Details**

Facility Type	Facility Name	Facility Address	District
<b>Demolition Landfill</b>	Pink Hill Acres Demolition Landfill	3500 NW 7 Highway, Blue Springs, MO	E
	Rock Hill Quarries Company Demolition Landfill	1269 Rock Hill Road, St. Louis, MO	L
<b>Sanitary Landfill</b>	Backridge Landfill	26265 State Highway B, La Grange, MO	C
	St. Joseph Sanitary Landfill	9431 50th Road Southeast, St. Joseph, MO	D
	Courtney Ridge Recycling and Disposal Facility	1701 North MO 291, Sugar Creek, MO	E
	Show Me Regional Sanitary Landfill	230 Southeast 421 Road, Warrensburg, MO	F
	Central Missouri Landfill	24461 Oak Grove Lane, Sedalia, MO	F
	Maple Hill Landfill	31226 Intrepid Road, Macon, MO	G
	Eagle Ridge Landfill	13100 Highway VV, Bowling Green, MO	G
	Columbia Sanitary Landfill	5700 Peabody Road, Columbia, MO	H
	Jefferson City Landfill, L.L.C., d.b.a. Jefferson City Landfill Authority	5605 Moreau River Access Road, Jefferson City, MO	H
	City of Washington (Struckhoff) Landfill	925 Struckhoff Lane, Washington, MO	I
	Prairie Valley Landfill	3975 Missouri 19 North, Cuba, MO	K
	Timber Ridge Landfill	12581 State Highway H, Richwoods, MO	K
	Champ Landfill	2305 Creve Coeur Mill Road, Maryland Heights, MO	L
	Prairie View Regional Waste Facility	325 Northwest 1st Lane, Lamar, MO	M
	City of Springfield Noble Hill Sanitary Landfill	3545 West Farm Road 34, Willard, MO	O
	Black Oak Recycling and Disposal Facility	5054 State Highway HH, Hartville, MO	P
Lemons Landfill, LLC	15250 Old Bloomfield Road, Dexter, MO	S	
<b>Transfer Station</b>	Hwy 136 Transfer Station	34195 Highway 136, Maryville, MO	A
	Chillicothe Transfer Station	201 S Mitchell Avenue, Chillicothe, MO	B
	Rapid Removal Transfer Station, LLC	86 Northwest 10th Avenue, Trenton, MO	B
	RW Container Transfer Station	7400 NW Sale Barn Road, Cameron, MO	B
	Cass County Transfer Station	2701 S. Brickplant Road, Harrisonville, MO	E
	GFL Transfer Station	22820 South State Route 291, Harrisonville, MO	E

Facility Type	Facility Name	Facility Address	District
	Lee's Summit Solid Waste Processing Facility	2011 SE Hamblen Rd Lee's Summit, MO	E
	Mark II Transfer Station	6709 E Highway 40	E
	Material Recovery & Transfer Station LLC	4020 Winchester Avenue, Kansas City, MO	E
	Raptor Recycle and Transfer LLC Transfer Station	11901 S U.S. Hwy, Grandview, MO	E
	River Bend Recovery Park, LLC	17200 Industrial Drive, River Bend, MO	E
	WCA - Kansas City Transfer, LLC	7801 East Truman Road, Kansas City, MO	E
	F&J Disposal, L.L.C. Transfer Station	32100 Highway 135, Gravois Mills, MO	F
	RTS Transfer Station	3400 block of 230th Road, Marshall, MO	F
	WCA - Marshall Transfer Station	3614 West Arrow, Marshall, MO	F
	WCA - Sedalia Transfer Station	21469 West Hwy 50, Sedalia, MO	F
	Moberly Transfer Station	101 Martin Lane, Moberly, MO	G
	City of Boonville Solid Waste Transfer Station	690 Al Bersted Drive, Booneville, MO	H
	Love's, LLC Transfer Station	33500 Audrain County Road 708, Martinsburg, MO	H
	M & W Hauling, Inc. Transfer Station	9106 Old Bass Road, Eugene, MO	H
	Meridian Waste - Winfield Transfer Station	751 S, MO-79, Winfield, MO	I
	Clinton Municipal Transfer Station	1303 North Washington Street, Clinton, MO	J
	El Dorado Springs Transfer Station	600 Hainline Road, El Dorado Springs, MO	J
	Golden Valley Environmental, L.L.C. Solid Waste Processing Facility	9 SE 400 Road, Clinton, MO	J
	City of St. Robert Regional Transfer Facility	119 J.H. Williamson Drive, St. Robert, MO	K
	CWI-Potosi Transfer Station	10328 East State Highway E, Cadet, MO	K
	Phelps County Transfer Station	12441 County Road 2170, Rolla, MO	K
	Bridgeton Transfer Station	13570 St. Charles Rock Road, Bridgeton, MO	L
	City of O'Fallon Regional Waste Transfer Station and Recycling Center	1600 Progress West Lane, O'Fallon, MO	L
	FW Disposal, LLC Transfer Station	200 South Elam Avenue, Valley Park, MO	L
	Jefferson County Transfer Station	3902 Athena School Road, DeSoto, MO	L
	Kimmswick/Kraemer Hauling Transfer Station	311 Mill Road, Kimmswick, MO	L
	Meramec Transfer Station	1308 Lonedell Road, Arnold, MO	L
	Meramec Valley Transfer Station	75 Shady Lane, Peerless Park, MO	L
	Meridian Waste Missouri, LLC — Foristell Transfer Station	2730 South Service Road, Foristell, MO	L
	University City Refuse Transfer Station	1015 Pennsylvania Avenue, University City, MO	L
	GFL - Joplin Transfer Station	3700 West 7th Street, Joplin, MO	M
	Neosho Solid Waste Transfer Station	4701 Howard Bush Drive, Neosho, MO	M

Facility Type	Facility Name	Facility Address	District
	(New transfer station in the process of being built)	-	N
	Missouri Disposal Transfer Station	1080 Ance Creek Road, Reeds Spring, MO	N
	Taney County Transfer Station	274 Buchanan Road, Branson, MO	N
	Waste Corporation of Missouri - Verona Transfer Station	14062 Lawrence County Road 2170, Verona, MO	N
	GFL - Springfield Transfer Station	2120 West Bennett Street, Springfield, MO	O
	Republic Springfield Relay Systems, Inc. Transfer Station	2115 West Bennett Street, Springfield, MO	O
	CARDS MO Transfer Station	8777 Cherry Street, Winona, MO	P
	West Plains Solid Waste Transfer Station	1851 Old Airport Rd., West Plains, MO	P
	Henson Transfer Station	355 County Road 305, Poplar Bluff, MO	Q
	Cape Girardeau Transfer Station	2007 Southern Expressway, Cape Girardeau, MO	R
	CWI of Missouri, Inc. Transfer Station, Ste. Genevieve County	12561 State Highway A, Ste. Genevieve, MO	R
	Fredericktown Transfer Station	311 S Chamber Drive, Fredericktown, MO 63645	R
	Jackson Solid Waste Transfer Station	2004 Lee Avenue Highway 25, Jackson, MO	R
	Perry County Solid Waste Transfer Station	5193 North Highway 51, Perryville, MO	R
	St. Francois County Solid Waste Transfer Station	200 Landfill Road, Park Hills, MO	R
	Malden Transfer Station	Southeast Corner of Hwy 25 & Hwy 62, Malden MO	S
	Pemiscot County Transfer Station	55 County Road 412, Hayti, MO	S
	Sonny's Solid Waste Service, Inc., Transfer Station	P.O. Box 791, Sikeston, MO	S
	Mid America Roll Off & Transfer	16500 Highway W Route 66, Phillipsburg, MO	T
	Modern Sanitation, Inc. Transfer Station	35 North Frontage Road, Osage Beach, MO	T
	OWS Transfer Facility, LLC	11 Highway V, Eldon, MO	T
	Waste Corporation of Missouri - Ozarks Transfer Station	33924 Olathe Drive, Lebanon, MO	T

# Recycling Drop Off and Processing Infrastructure

**Table 6-2: MRF and Recycling Drop Off Locations Details**

Facility Type	Facility Name	Facility Address	District
<b>Material Recovery Facility (C&amp;D Only)</b>	Summit Transfer - Lee's Summit Resource Recovery Park	2101 SE Hamblen Rd., Lee's Summit, MO	E
	INC Environmental Recycling, LLC, Waste Processing Facility	1621 Kemmar Ct., O'Fallon, MO	L
<b>Material Recover Facility (Mechanical Sort)</b>	GFL MRF - Kansas City	2700 E Mechanic St, Harrisonville, MO	E
	Midwest Shredding Service	2900 E 147th St, Kansas City, MO	E
	Pioneer Industries	2501 E Front St, Kansas City, MO	E
	City of Columbia Material Recovery Facility	5700 Peabody Road, Columbia, MO	H
	Federal Recycling	2730 West Main Street, Jefferson City, MO	H
	Republic Services, Inc. North Side	6025 Byassee Dr, Hazelwood, MO	L
	Republic Services, Inc. South City Side	4076 Bayless Avenue, St. Louis, MO	L
	St. Peters Central Materials Processing Facility	131 Ecology Drive, St. Peters, MO	L
	Service Recycling - Joplin	3178 N. Kentucky Ave. Joplin, MO	M
	Triple R Recycling (RRR)	510 Tyler Ave, Joplin, MO	M
	MARCK Industries MRF	225 S. Walnut, Republic, MO	O
<b>Recycling Drop Off &amp; Manual Sort</b>	NoCoMo Industries Sheltered Workshop	319 S. Newton, Maryville, MO	A
	Nodaway County Recycling	1320 N. Main, Maryville, MO	A
	Northwest Missouri Industries Sheltered Workshop	18671 Industrial Rd., Rock Port, MO	A
	Northwest Missouri State University Recycling Center	1100 Block N County Country Club Dr (Icon Rd), Maryville, MO	A
	District Mobile Trailer 1	Moved throughout County	B
	District Mobile Trailer 2	Moved throughout County	B
	Chariton County Sheltered Workshop, Inc.	30109 Cleve Iman Lane, Keytesville, MO	B
	Hope Haven Ind. Inc. Sheltered Workshop	304 Clay St., Chillicothe, MO	B
	Unified Services Sheltered Workshop	501 South 26th street, Bethany, MO	B
	City of Canton Recycling Center	509 North 4th Street, Canton, MO	C
	City Recycling Drop off	Memphis	C
	City Drop Off Center	Edina	C
	High Hope Employment Services	2819 South Halliburton, Kirksville, MO	C
	Industrial Opportunities	510 N. Vine Street, Kahoka, MO	C
	Andrew County Recycling Center	501 N 11th St, Savannah, MO	D
	City of Lathrop Recycling Center	101 Pine Street, Lathrop, MO	D
Clinco Sheltered Workshop	1205 West Grand, Cameron, MO	D	
DeKalb County Recycling Center	601 Highway 6, Maysville, MO	D	

Facility Type	Facility Name	Facility Address	District
	City of St. Joseph Recycling Center	3405 S. Belt Hwy, St. Joseph, MO	D
	Stewartsville Recycling Center	203 South Main Street, Stewartsville, MO	D
	City of Excelsior Springs Recycling Center	1290 S. Marietta St., Excelsior Springs, MO	E
	City of Harrisonville Recycling Center - GFL	22820 S. 291 Hwy., Harrisonville, MO	E
	City of Harrisonville Recycling Center - Vine St.	Casco Area Workshop, 1800 W. Vine St., Harrisonville, MO	E
	Ideal Industries Sheltered Workshop	601 N Thornton St, Richmond, MO	E
	Kansas City Mo. Recycling Center - East Bottoms	4707 Deramus, Kansas City, MO	E
	Kansas City Mo. Recycling Center - Northland	5601 N.E. Pleasant Valley Rd., Kansas City, MO	E
	Kansas City Mo. Recycling Center - Red Bridge	5200 E Red Bridge Rd, Kansas City, MO	E
	City of Kearney Recycling Center	504 East 19th Street, Kearney, MO	E
	City of Liberty Recycling Center	400 Suddarth, Liberty, MO	E
	Summit Transfer - Lee's Summit Resource Recovery Park	2101 SE Hamblen Rd, Lee's Summit, MO	E
	Ted's Trash Service, Inc.	10736 E Truman Rd, Independence, MO	E
	City of Weston Recycling Center	725 Market St., Weston, MO	E
	City of Weston Recycling Drop Off	401 Blackhawk St, Weston, MO	E
	City of Marshall	North Street	F
	City of Sedalia Recycling drop off	27888 State Hwy U, Sedalia, MO	F
	MO Glass Upcycle	18915 Brendel Boulevard, Rocky Mount, MO	F
	Ozark Recycling Center LLC	10066 MO-52, Versailles, MO	F
	City of Palmira Recycle Center	810 West Line Street, Palmyra, MO	G
	Macon Diversified Industries, Inc. Sheltered Workshop	1103 Enterprise Rd, Macon, MO	G
	Monroe City Sheltered Workshop	701 S East Border Street, Monroe City, MO	G
	Pike County Sheltered Workshop	900 Independence Drive, Bowling Green, MO	G
	Randolph County Sheltered Workshop	1751 Robertson Road, Moberly, MO	G
	Two Rivers Industries/NEMO Sheltered Workshop	659 Clinic Road, Hannibal, MO	G
	Boonslick industries Sheltered Workshop	1620 W Ashley Rd., Boonville, MO	H
	Handi-Shop, Inc.	508 E Liberty Street, Mexico, MO	H
	New World Recycling	2007 Idlewood Road, Jefferson City, MO	H
	Recycling Drop Off (State Farm Pkwy)	near the Grindstone north of E. Nifong Blvd	H
	Recycling Drop-Off Center (10th and Cherry)	S 10th St, Columbia, MO	H
	Recycling Drop-Off Center (Columbia College)	608 N 7th St, Columbia, MO	H
	Recycling Drop-Off Center (Dulany Hall)	N 8th St, Columbia, MO	H
	Recycling Drop-Off Center (MU - Schurz Hall)	Near East Campus Road and Ashland Rd	H

Facility Type	Facility Name	Facility Address	District
	Recycling Drop-Off Center (Parks Management Center)	1403 Business Loop 70 W, Columbia, MO	H
	Recycling Drop-Off Center (South Providence location)	3601 S Providence Rd, Columbia, MO	H
	Recycling Drop-Off Center (The Armory)	Park Ave, Columbia, MO	H
	Earthwise Industries/Lincoln Sheltered Workshop	1386 S. Main Street, Troy, MO	I
	East Central Missouri Recycling Center	South Side Avenue, 24448 State Hwy 47, Warrenton, MO	I
	City of Moscow Mills Community Recycle Center	995 Main St, Moscow Mills, MO	I
	Warren County Sheltered Workshop	1760 Daniel Boone Industrial Pky. Truesdale, MO	I
	City of Washington Recycle Center	400 Recycle Drive, Washington, MO	I
	Adrian City Hall Recycling Trailers	City of Adrian, 16 East 5th Street, Adrian, MO	J
	Bates County Industries Inc.	5007 NW State RT TT, Butler, MO	J
	Henry County Industries	516 N Price Ln, Clinton, MO, United States, MO	J
	Meredith Recycling	208 E 2nd St, Montrose, MO	J
	Stockton Recycling Center	West side of Stockton. From Mo. 32 west, turn right on Fourth Street, then left on Arnold Wallen Way.	J
	City of Rolla Recycling Center	2141 Old St. James Road, Rolla, MO	K
	Dixon Area Caring Center	206 S Elm St, Dixon, MO	K
	Enhancements, Inc. Sheltered Workshop	200 Frizzell St., Potosi, MO	K
	Phelps County Industrial Solutions Sheltered Workshop	3900 Hy Point Blvd., Rolla, MO	K
	Scenic Rivers Industries Inc. Sheltered Workshop	601-607 S. Walker Street, Salem, MO	K
	Byrnes Mill Garage & Recycle	4197 Lower Byrnes Mill Rd, House Springs, MO	L
	City of Kirkwood	350 S Taylor Ave, Kirkwood, MO	L
	Hillsboro Recycling Center	355 Elm St, Hillsboro, MO	L
	St. Charles County Recycle Works - Central	60 Triad South Dr, St Charles, MO	L
	St. Charles County Recycle Works - West	2110 E Pitman Ave, Wentzville, MO	L
	St. Louis	1660 S Kings highway Blvd, St. Louis, MO	L
	University City	975 Pennsylvania Ave, University City, MO	L
	City of Carthage Recycling Center	1309 Oak Hill Rd, Carthage, MO	M
	City of Granby Recycling Center	700 Fortune Teller Rd, Granby, MO	M
	Innovative Industries	421 W Centennial Ave, Carthage, MO	M
	City of Joplin Recycling Center	1310 W A St, Joplin, MO	M
	City of Joplin Sheltered Workshop	520 Michigan Ave, Joplin, MO	M

Facility Type	Facility Name	Facility Address	District
	Lamar Sheltered workshop	1401 Maple Street P.O. Box 61, Lamar, MO	M
	McDonald County Recycling drop off - Noel	202 Main St, Noel, MO	M
	McDonald County Recycling drop off - Pineville	E 6th St, Pineville, MO	M
	City of Neosho Recycling Center	4700 Howard Bush Dr, Neosho, MO	M
	City of Seneca Recycling Center	13976 Bethel Rd, Seneca, MO	M
	Vernon County Recycling Center	318 N Colorado St, Nevada, MO	M
	City of Crane Recycling Center	115 Industrial Drive, Crane, MO	N
	City of Monett Recycling Center	205 15th St, Monett, MO	N
	EarthWise Recycling Center	Kimberling City, MO	N
	Galena Recycling Center	212 E 5th Street, Galena, MO	N
	City of Purdy Recycling Center	513 Gabby Gibbons Dr., Purdy, MO	N
	Taney County Recycling Center	274 Buchanan Rd, Branson, MO	N
	Tantone Industries Sheltered Workshop	1629 MO-76, Branson, MO	N
	Christian County Recycling Center, Christian County	1300 W Hall St, Ozark, MO	O
	City of Buffalo Recycling Center, Dallas County	1235 Recycle Dr, Buffalo, MO	O
	City of Nixa	1093 Eaglecrest St, Nixa, MO	O
	City of Springfield - Franklin Avenue Recycling Center	731 N Franklin Ave, Springfield, MO	O
	City of Springfield - Long Pine Avenue Recycling Center	3020 S Lone Pine Ave, Springfield, MO	O
	Polk County Recycling Center, Bolivar	1317 W Broadway Street, Bolivar, MO	O
	Yard Waste Recycling Center, Springfield	3790 S Farm Rd 119, Brookline, MO	O
	City of West Plains Recycling Center	1853 Old Airport Rd. West Plains, MO	P
	Lindsey Recycling	102B Thomasville Rd, Houston, MO	P
	City of Mountain View Recycling Center	1809 County Road 3160, Mountain View, MO	P
	Ozark County Recycling Center	3 HC, Gainesville, MO	P
	Big Spring Sheltered Workshop	17235 US Hwy 60, Van Buren, MO	Q
	Ozark Foothills Recycling Center	1625 Rowe Parkway in Poplar Bluff, MO	Q
	Bollinger County Recycling Center	33834 State Highway 51, Marble Hill, MO	R
	City of Cape Girardeau Recycling Center	44 North Lorimier, City of Cape Girardeau, MO	R
	Iron County Sheltered Workshop?	201 Pine Street, Arcadia, MO	R
	Perry county Recycling Center	5232 N Highway 51 Perryville, MO	R
	City of St. Genevieve Recycling Center	17690 US Hwy 61, St. Genevieve, MO	R
	Bertrand City Hall	405 E. Cedar, Bertrand, MO	S
	Bootheel Recycling (Dexter Recycling Facility)	202 N Harris Dr, Dexter, MO	S
	Campbell Community Center	705 W. Grand, Campbell, MO	S

Facility Type	Facility Name	Facility Address	District
	Cotton Boll Sheltered Workshop	804 Independence Ave, Kennett, MO	S
	East Parking Lot Next To Hickory Log	36°48'13"N 89°58'41"W	S
	East Prairie Maintenance Shed	4450 S Hwy 105, East Prairie, MO	S
	Gideon Maintenance Shed	409 W 1st St., Gideon, MO	S
	Harps Grocery Store	707 Specialty Dr., Dexter, MO	S
	Hornersville Old Bank	410 Main St., Hornersville, MO	S
	Malden Nutrition Center	115 E. Main, Malden, MO	S
	Malden Walmart Parking Lot	1007 N Douglas, Malden, MO	S
	Matthews Maintenance Shed	300 S Miller, Matthews, MO	S
	Mississippi County Court House	204 N 1st, Charleston, MO	S
	Morehouse	102 Beach St., Morehouse, MO	S
	Pemiscot Progressive Industries Sheltered Workshop	201 S Pemiscot St, Hayti, MO	S
	Portageville Maintenance Shed	Main & McCrate Ave, Portageville, MO	S
	Puxico City Hall	281 E Owen Ave, Puxico, MO	S
	Railroad tracks at Corner of East South Main & North Locust	E South Main St & N Locust St, Dexter, MO	S
	Railroad tracks at Corner of West South Main & North Catalpa	W South Main St & N Catalpa St, Dexter, MO	S
	Scott County Community Sheltered Workshop	515 N. West St, Sikeston, MO	S
	Stoddard County Sheltered Workshop	1118 W Center St, Dexter, MO	S
	Wardell Maintenance Shed	108 W Broad, Wardell, MO	S
	Camdenton Recycling Center	Camdenton Recycling Center 69 Ball Park Rd., PO BOX 1055, Camdenton, MO	T
	Laclede Industries	941 Utah St, Lebanon, MO	T
	Lake Area Industries Sheltered Workshop	1720 North Business Rt. 5, Camdenton, MO	T

# Organics Infrastructure

**Table 7-3: State Organics Drop Off and Processing Infrastructure Details**

Facility Type	Facility Name	Facility Address	District
Yard Waste Drop Off	City Storm Debris Site	Temporary	A
	Kirksville Yard Waste Disposal and Brush Site	22376 Missouri State Highway 6	C
	City of Plattsburg Yard Waste Drop Off	SW Middle Rd, Plattsburg, MO	D
	City of Savannah Yard Waste Drop Off	501 N 11th St, Savannah, MO	D
	City of Excelsior Springs	1300 S Marietta St, Excelsior Springs, MO	E
	City of Independence	875 Vista Ave, Independence, MO	E
	City of Kansas City, MO - Chouteau Tfwy	1815 N Chouteau Trafficway, Kansas City, MO	E
	City of Kansas City, MO - Main St	11660 N Main St, Kansas City, MO	E
	City of Kansas City, MO - Raytown Rd	10301 Raytown Rd, Kansas City, MO	E
	City of Riverside (Damon Purcell Construction Company)	6305 NW River Park Dr W, Riverside, MO	E
	Eastern Jackson County Yard Waste Facility	37910 E Pink Hill Rd, Oak Grove, MO	E
	Kansas City Composting - Belton	2008 E 171st St, Belton, MO	E
	City of Concordia	442 St Louis Rd, Concordia, MO	F
	City of Higginsville	107 East 22nd Street	F
	City of Lexington	418 South 24th Street, Lexington, MO	F
	City of Odessa	401 N 1st Street	F
	City of Macon Compost Site	Blees Industrial Dr, Macon, MO	G
	City of Moberly Yard Waste Drop Off	2300 N Morley Street, Moberly, MO	G
	City of Columbia - Capen Park Drop-Off	1600 Capen Park Dr, Columbia, MO	H
	City of Columbia - Parkside Drive	Northwest Columbia, between Cosmo Park and Creasy Springs Road	H
	Jefferson City Yard Waste	708 Ellis Blvd, Jefferson City, MO	H
	City of Washington Recycle Center	400 Recycle Dr, Washington, MO	I
	City of Clinton Yard Waste Drop Off	1305 N. Washington St. Clinton, MO	J
	City of Golden Valley Yard Waste Drop Off	9 SE 400 RD Clinton, MO	J
	Ft. Leonard Wood Yard Waste Facility	Ordinance Dr, Fort Leonard Wood, MO	K
	St. James Yard Waste	325 E Springfield St, St James, MO	K
	Bonacker Farms Inc & Landscaping	4211 State Highway W, House Springs, MO	L
	St. Louis Composting - Maryland Heights	11294 Schaefer Drive, Maryland Heights, MO	L
	St. Louis Composting - St. Louis City	560 Terminal Row, St. Louis, MO	L
	University City Compost Site	975 Pennsylvania Ave, University City, MO	L
City of Neosho Yard Waste	4700 Howard Bush Dr, Neosho, MO	M	

	City of Cassville	501 Sale Barn Rd, Cassville, MO	N
	City of Springfield - Franklin Avenue Recycling Center	731 N Franklin Ave, Springfield, MO	O
	City of Springfield - Long Pine Avenue Recycling Center	3020 S Lone Pine Ave, Springfield, MO	O
	ShowMe rents in Bolivar startup	936 West Broadway, Bolivar, MO	O
	City of West Plains Yard Waste Collection Site	1851 Old Airport Rd., West Plains, MO	P
	Poplar Bluff Leaf Site	County Road 604 adjoining South "F" Street	Q
	City of Jackson Yard Waste Drop Off	420 Florence Street, Jackson MO	R
	City of Dexter Compost Facility	1302 Hwy 114 East, Dexter, MO	S
	Malden Transfer Station	Southeast Corner of Hwy 25 & Hwy 62, Malden MO	S
	City of Lebanon Public Works Facility	1401 West Commercial Street	T
	Osage Beach City Park	950 Hatchery Road	T
<b>Yard Waste Composting Facility</b>	Lee's Summit Resource Recovery Park - Compost Facility	2011 SE Hamblen Rd Lee's Summit, MO	E
	Rockridge Quarry (Damon Pursell Construction Company)	9001 Hickman Mills Drive Kansas City, MO	E
	Suburban Lawn & Garden Yard Waste Recycling	201 W 139 St, Kansas City, MO	E
	City of Marshall	26523 245th Road, Marshall, MO	F
	City of Sedalia	27882 Hwy U Sedalia, MO	F
	City of Columbia	5700 Peabody Road, Columbia, MO	H
	City of Rolla Yard Waste	2141 Old St James Rd, Rolla, MO	K
	City of St Peters Earth Centre	115 Ecology Drive, St. Peters, MO	L
	Fick Supply Service	501 N Eaterton Rd., Wildwood, MO	L
	Fick Supply Service	13607 Missouri Bottom Rd., Bridgeton, MO	L
	Hansen's Tree Service - St. Louis	104 Hansen Court, O'Fallon, MO	L
	St. Louis Composting - Arnold	1776 Cecos Lane, Arnold, MO	L
	St. Louis Composting - Florissant	13060 County Park Road, Florissant, MO	L
	St. Louis Composting - St. Peters MO	1 Illy Drive, St. Peters, MO	L
	St. Louis Composting - Valley Park	39 Old Elam Avenue, Valley, Park, MO	L
	City of Joplin Compost Facility	3457 W Eddy Ln, Joplin, MO	M
	City of Webb Yard Waste Disposal Facility	2100 N Madison St, Webb City, MO	M
	City of Aurora	305 State Hwy 39, Aurora, MO	N
	City of Monett	205 15th St, Monett, MO	N
	City of Cape Girardeau Yard Waste Drop Off	2007 Southern Expy, Cape Girardeau, MO	R
Kennett City Compost Facility	18464 Co Rd 508, Kennett, MO	S	
Midwest Organics Inc	6974 State Hwy Z, Sikeston, MO	S	
<b>Food &amp; Yard</b>	Missouri Organic Recycling	7700 E US Hwy 40, Kansas City, MO	E
	Urbavore Farm & Compost Collective KC	5500 Bennington Ave. Kansas City, MO	E

<b>Waste Composting Facility</b>	Blue Bird Composting	4657 State Road, Marshall, MO	H
	New Earth Farm	2601 N 9th St., St. Louis, MO	L
	St. Louis Composting - Pacific MO	18900 Franklin Road, Pacific, MO	L
	Double O Organics	19494 Lawrence 1100, Monett, MO	N
	Hansen's Tree Service - Ozark	39 Cave Dr., Eldon, MO	T
	City of Springfield Yard Waste Recycling Center	3790 S Farm Rd 119, Brookline, MO	O
	Hansen's Tree Service - Springfield	521 US Hwy 160, Reeds Spring, MO	N

# HHW Infrastructure

**Table 8-4: HHW Collection Infrastructure Details**

Facility Type	Facility Name	Facility Address	District
<b>HHW Facilities or Trailers</b>	Nodaway County Household Hazardous Waste Collection Site	1516 East Halsey Street, Maryville, MO	A
	Kirksville HHW Facility	Public Works Complex at 2001 N. Osteopathy	C
	Buchanan County HHW Facility	51 SE Houseman Street, Faucett, MO	D
	City of Cameron HHW Facility	521 South Elm, Cameron, MO	D
	KC Household Hazardous Waste Collection Facility	4707 Deramus Avenue, Kansas City, MO	E
	Lee's Summit Resource Recovery Park	2011 SE Hamblen Rd Lee's Summit, MO	E
	Lexington/Lafayette County HHW	418 S. 24th St., Lexington, MO	F
	Marshall/Saline County HHW Event	26523 245th Rd., Marshall, MO	F
	Sedalia/Pettis County HHW	27882 Hwy. U, Sedalia, MO	F
	Versailles/Morgan County HHW	610 Alum Springs Rd, Versailles, MO	F
	Warrensburg/Johnson County HHW	326 E North St., Warrensburg, MO	F
	Mark Twain Regional Council of Governments Household Hazardous Waste & E-Waste Collection Center	42494 Delaware Lane, Perry, MO	G
	City of Columbia HHW Facility	1313 Lakeview, Columbia, MO	H
	City of Fulton/Callaway County HHW Facility	151 Tennyson Rd, Fulton, MO	H
	Cole County HHW Facility (City of Jefferson)	320 E McCarty St, Jefferson City, MO	H
	Moniteau County HHW Facility	210 N. Pacific St.	H
	City of Rolla HHW	2141 Old St. James Road, Rolla, MO	K
	City of St. Robert Regional Transfer Facility	119 J.H. Williamson Drive, St. Robert, MO	K
	St. Charles County Recycle Works - Central	60 Triad South Dr, St Charles, MO	L
	St. Charles County Recycle Works - West	2110 E Pitman Ave, Wentzville, MO	L
	St. Louis Household Hazardous Waste Program - North	4100 Seven Hills Dr, Florissant, MO	L
	St. Louis Household Hazardous Waste Program - South	291 E Hoffmeister Ave, St. Louis, MO	L
	City of Joplin HHW	1310 West A Street	M
	Monett HHW	205 15th St, Monett, MO	N
	Taney County HHW Facility	207 David Street, Forsyth, MO	N
	Springfield Household Chemical Collection Center	1226 W Nichols St, Springfield, MO	O
City of West Plains Household Hazardous Waste	1853 Old Airport Rd. West Plains, MO	P	
Lake Area Industries Sheltered Workshop	1720 North Business Rt. 5 Camdenton, MO	T	

